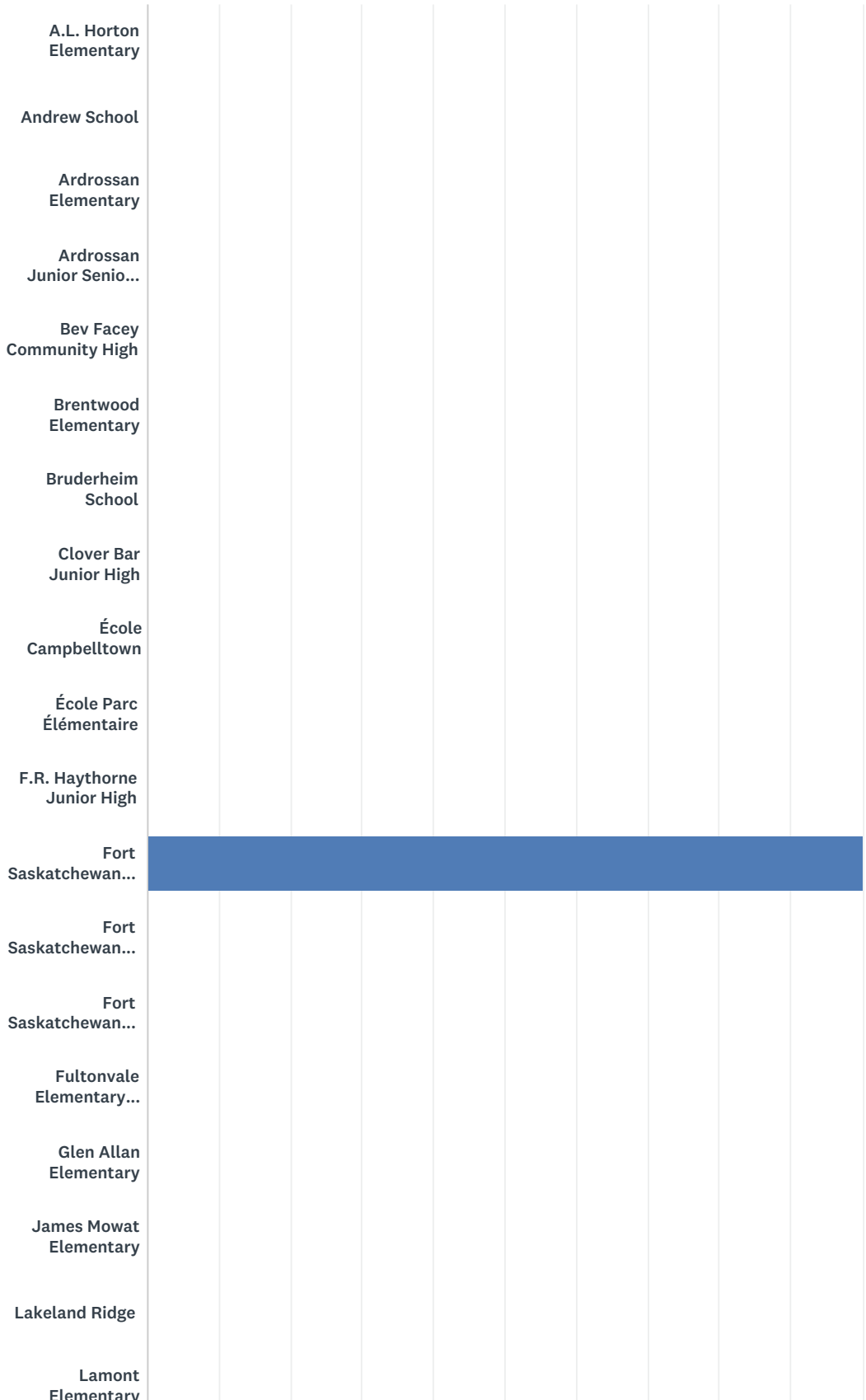



Q1 Please indicate the school your child attends.

Answered: 58 Skipped: 0



EIPS Parent Survey 2017-18



ANSWER CHOICES	RESPONSES
A.L. Horton Elementary	0.00% 0

EIPS Parent Survey 2017-18

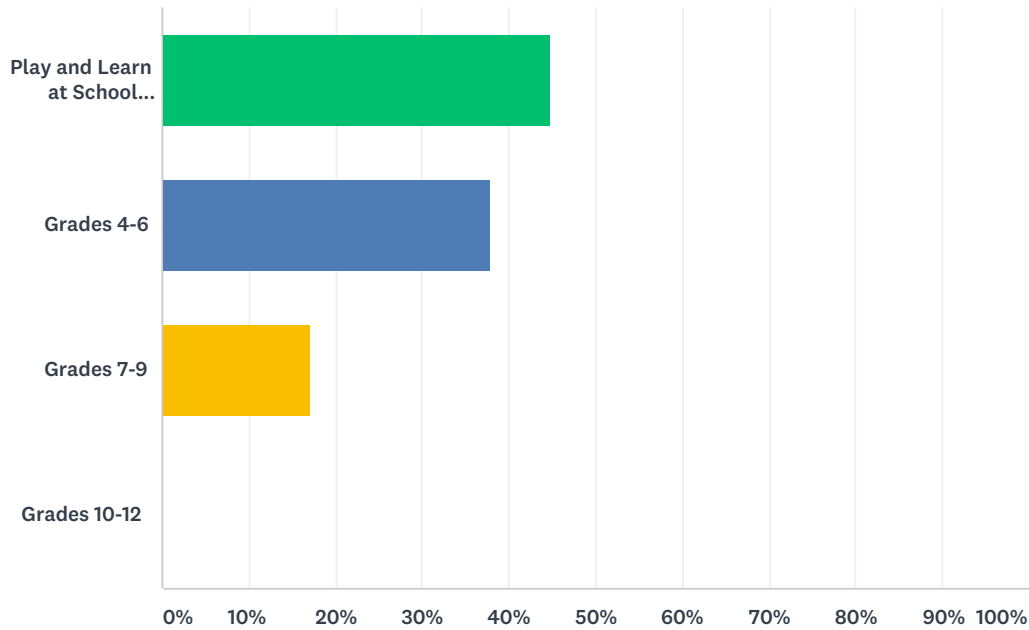
Andrew School	0.00%	0
Ardrossan Elementary	0.00%	0
Ardrossan Junior Senior High	0.00%	0
Bev Facey Community High	0.00%	0
Brentwood Elementary	0.00%	0
Bruderheim School	0.00%	0
Clover Bar Junior High	0.00%	0
École Campbelltown	0.00%	0
École Parc Élémentaire	0.00%	0
F.R. Haythorne Junior High	0.00%	0
Fort Saskatchewan Christian	100.00%	58
Fort Saskatchewan Elementary	0.00%	0
Fort Saskatchewan Senior High	0.00%	0
Fultonvale Elementary Junior High	0.00%	0
Glen Allan Elementary	0.00%	0
James Mowat Elementary	0.00%	0
Lakeland Ridge	0.00%	0
Lamont Elementary	0.00%	0
Lamont High	0.00%	0
Mills Haven Elementary	0.00%	0
Mundare School	0.00%	0
Next Step/Outreach	0.00%	0
Pine Street Elementary	0.00%	0
Rudolph Hennig Junior High	0.00%	0
Salisbury Composite High	0.00%	0
Sherwood Heights Junior High	0.00%	0
SouthPointe School	0.00%	0
Strathcona Christian Academy Elementary	0.00%	0
Strathcona Christian Academy Secondary	0.00%	0
Uncas Elementary	0.00%	0
Vegreville Composite High	0.00%	0
Wes Hosford Elementary	0.00%	0
Westboro Elementary	0.00%	0
Win Ferguson Elementary	0.00%	0

EIPS Parent Survey 2017-18

Woodbridge Farms Elementary	0.00%	0
Wye Elementary	0.00%	0
TOTAL		58

Q2 Please indicate your child's grade.

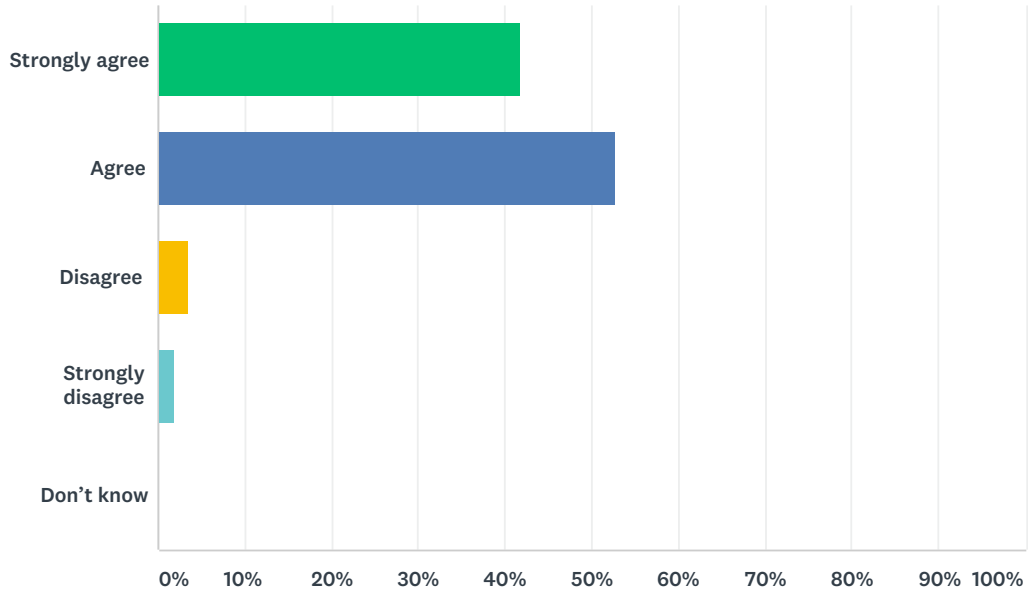
Answered: 58 Skipped: 0



ANSWER CHOICES	RESPONSES	
Play and Learn at School (PALS)KindergartenGrades 1-3	44.83%	26
Grades 4-6	37.93%	22
Grades 7-9	17.24%	10
Grades 10-12	0.00%	0
TOTAL		58

Q3 My child's individual needs are met.

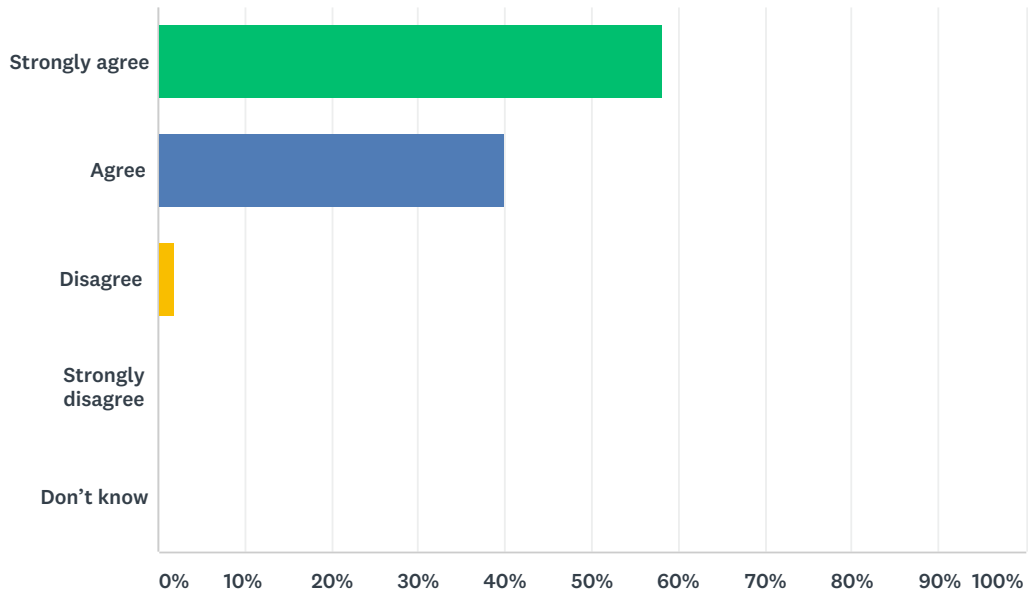
Answered: 55 Skipped: 3



ANSWER CHOICES	RESPONSES	
Strongly agree	41.82%	23
Agree	52.73%	29
Disagree	3.64%	2
Strongly disagree	1.82%	1
Don't know	0.00%	0
TOTAL		55

Q4 My child is encouraged at school to do his or her best.

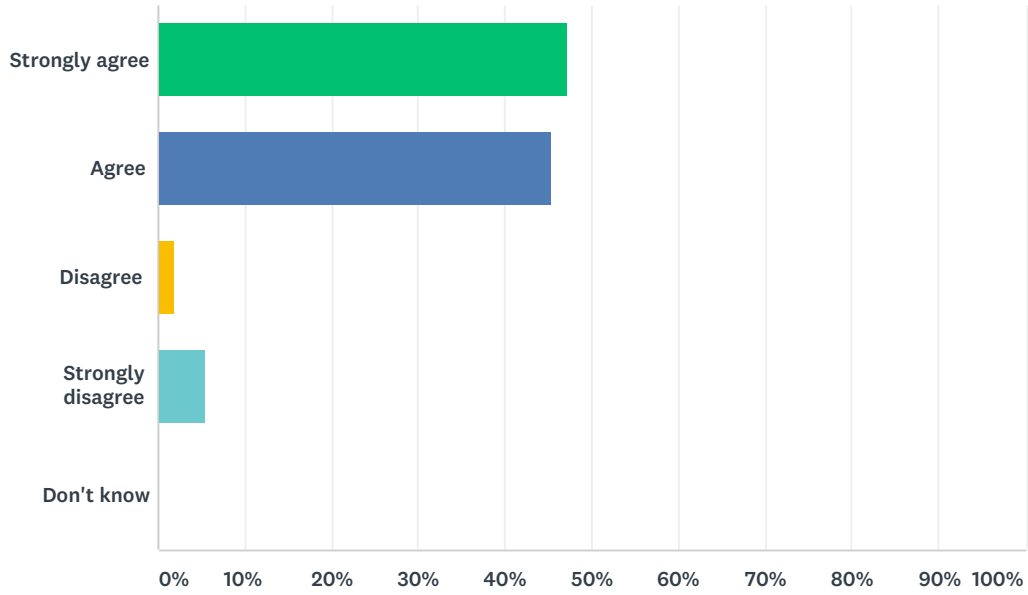
Answered: 55 Skipped: 3



ANSWER CHOICES	RESPONSES	
Strongly agree	58.18%	32
Agree	40.00%	22
Disagree	1.82%	1
Strongly disagree	0.00%	0
Don't know	0.00%	0
TOTAL		55

Q5 My child is demonstrating growth in literacy.

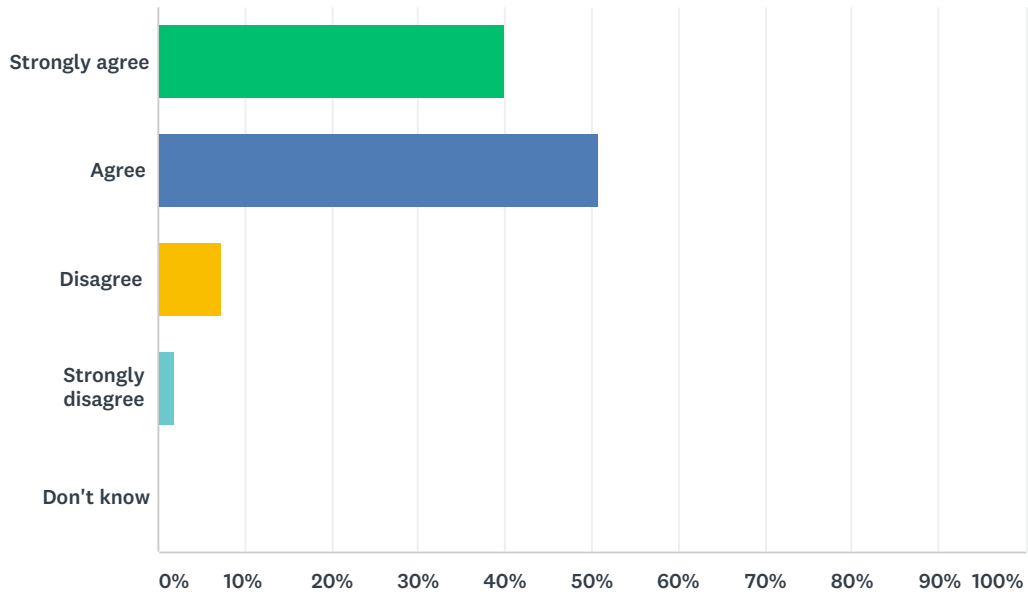
Answered: 55 Skipped: 3



ANSWER CHOICES	RESPONSES	
Strongly agree	47.27%	26
Agree	45.45%	25
Disagree	1.82%	1
Strongly disagree	5.45%	3
Don't know	0.00%	0
TOTAL		55

Q6 My child is demonstrating growth in numeracy.

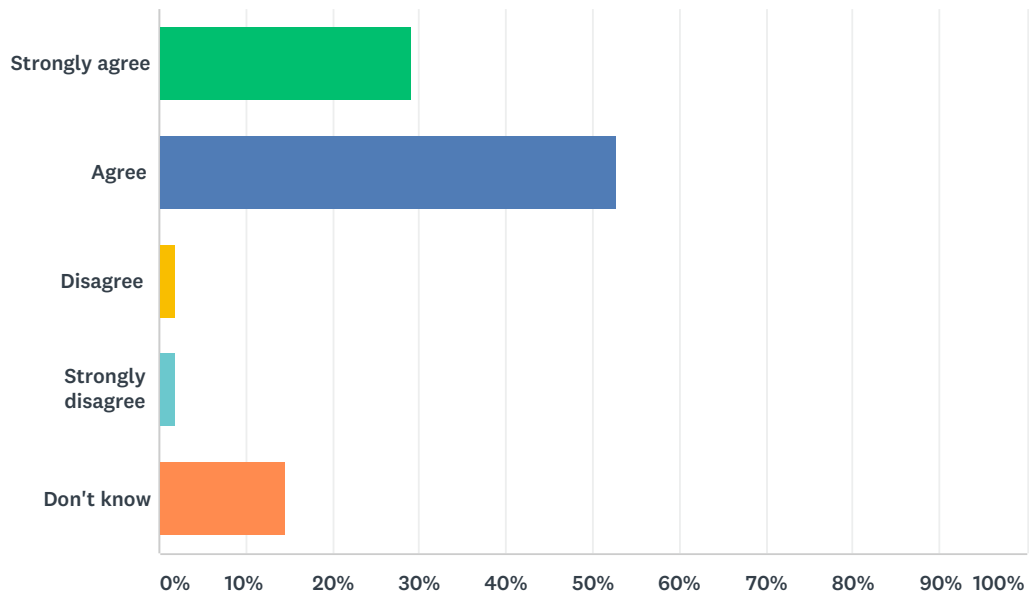
Answered: 55 Skipped: 3



ANSWER CHOICES	RESPONSES	
Strongly agree	40.00%	22
Agree	50.91%	28
Disagree	7.27%	4
Strongly disagree	1.82%	1
Don't know	0.00%	0
TOTAL		55

Q7 My child has an understanding of First Nations, Métis and Inuit culture and history.

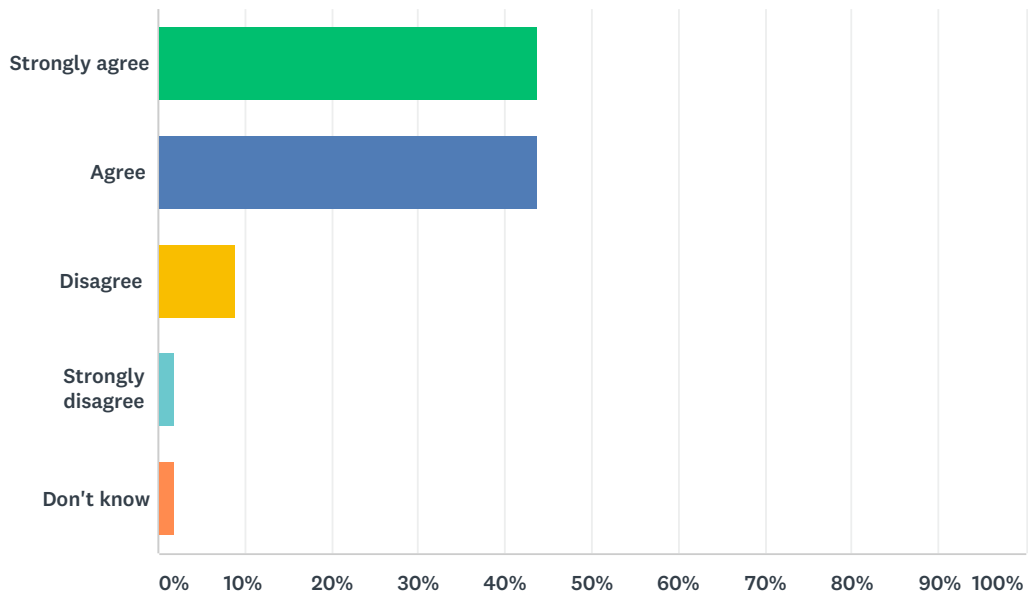
Answered: 55 Skipped: 3



ANSWER CHOICES	RESPONSES	
Strongly agree	29.09%	16
Agree	52.73%	29
Disagree	1.82%	1
Strongly disagree	1.82%	1
Don't know	14.55%	8
TOTAL		55

Q8 My child is being taught knowledge, skills and attitudes necessary to be successful in life.

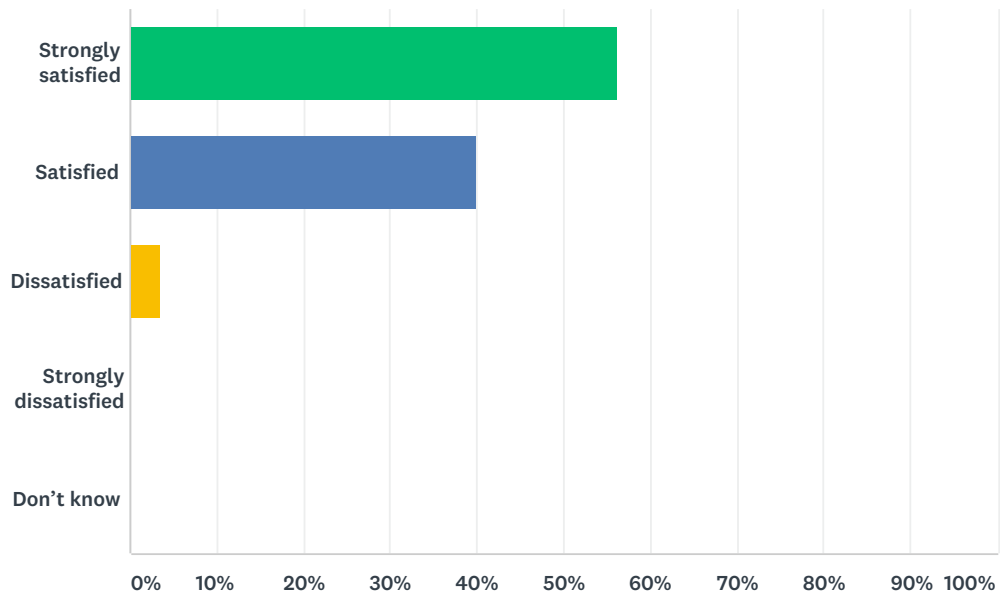
Answered: 55 Skipped: 3



ANSWER CHOICES	RESPONSES	
Strongly agree	43.64%	24
Agree	43.64%	24
Disagree	9.09%	5
Strongly disagree	1.82%	1
Don't know	1.82%	1
TOTAL		55

Q9 How satisfied are you with the quality of education your child is receiving at his or her school?

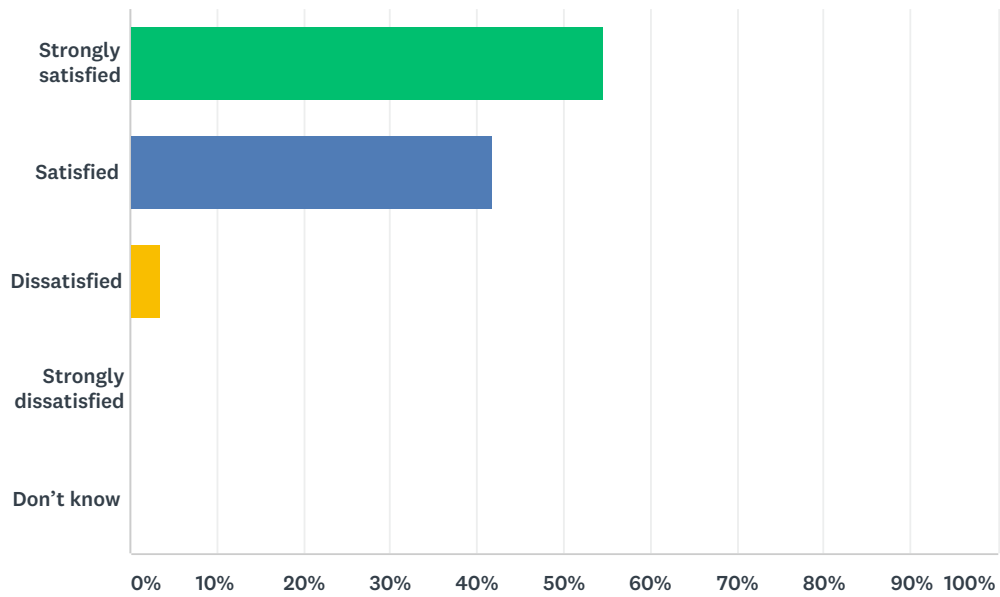
Answered: 55 Skipped: 3



ANSWER CHOICES	RESPONSES	
Strongly satisfied	56.36%	31
Satisfied	40.00%	22
Dissatisfied	3.64%	2
Strongly dissatisfied	0.00%	0
Don't know	0.00%	0
TOTAL		55

Q10 How satisfied are you with the quality of teaching at your child's school?

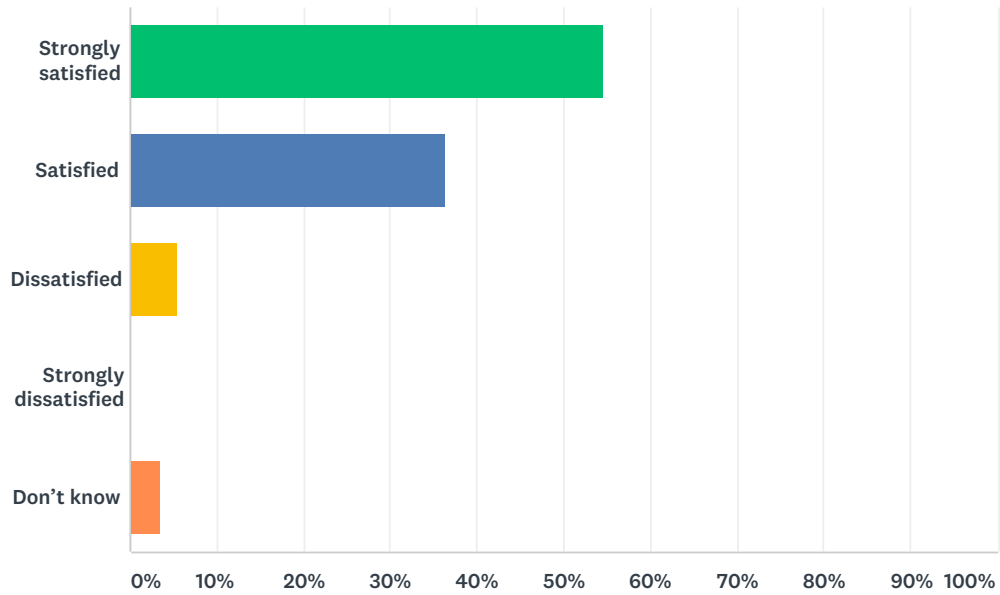
Answered: 55 Skipped: 3



ANSWER CHOICES	RESPONSES	
Strongly satisfied	54.55%	30
Satisfied	41.82%	23
Dissatisfied	3.64%	2
Strongly dissatisfied	0.00%	0
Don't know	0.00%	0
TOTAL		55

Q11 How satisfied are you with the leadership in your child's school?

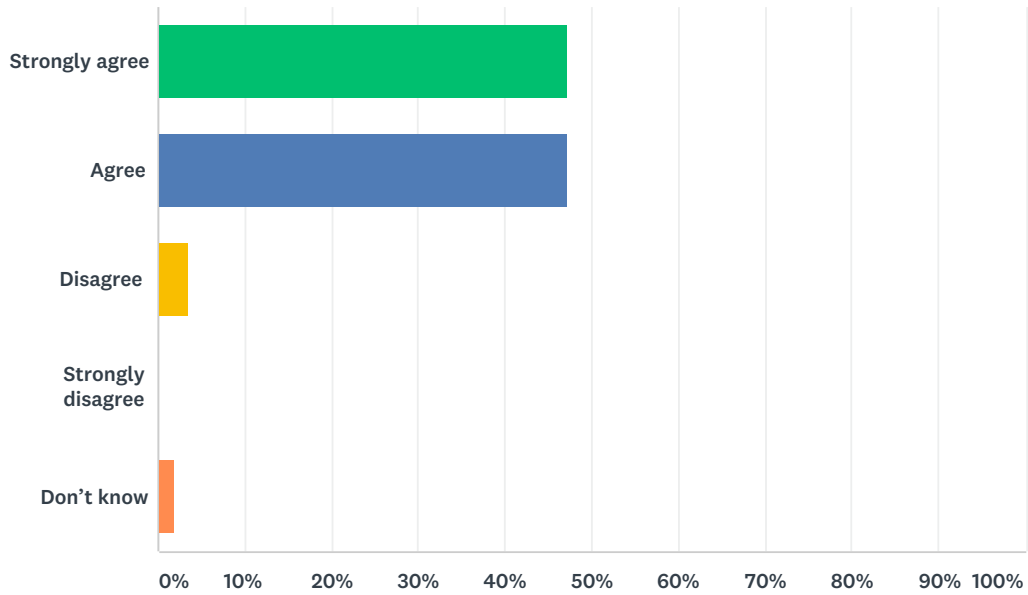
Answered: 55 Skipped: 3



ANSWER CHOICES	RESPONSES	
Strongly satisfied	54.55%	30
Satisfied	36.36%	20
Dissatisfied	5.45%	3
Strongly dissatisfied	0.00%	0
Don't know	3.64%	2
TOTAL		55

Q12 The rights and responsibilities of citizenship are reinforced in my child's school.

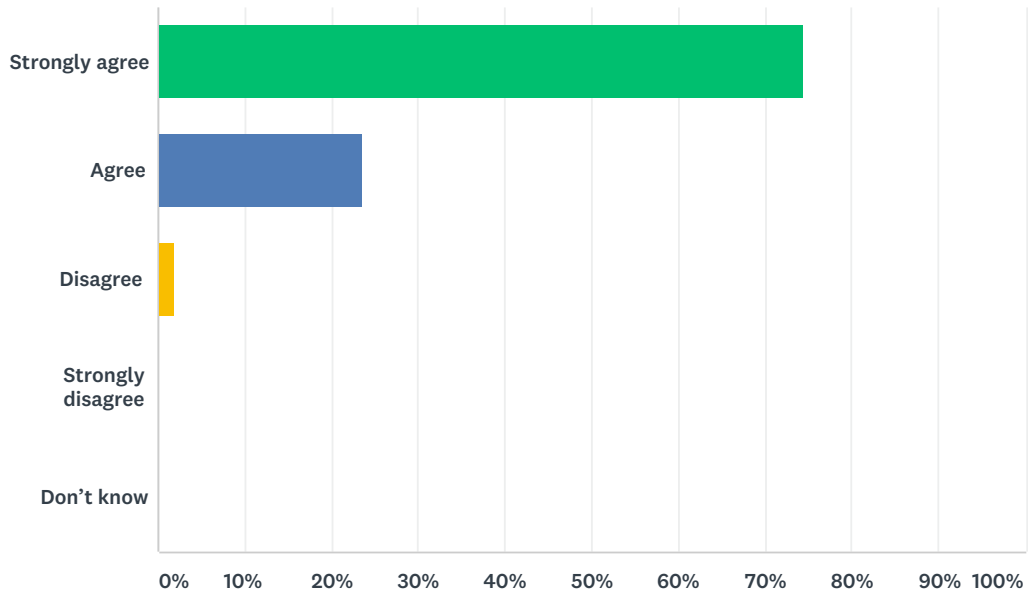
Answered: 55 Skipped: 3



ANSWER CHOICES	RESPONSES	
Strongly agree	47.27%	26
Agree	47.27%	26
Disagree	3.64%	2
Strongly disagree	0.00%	0
Don't know	1.82%	1
TOTAL		55

Q13 The school staff care about my child.

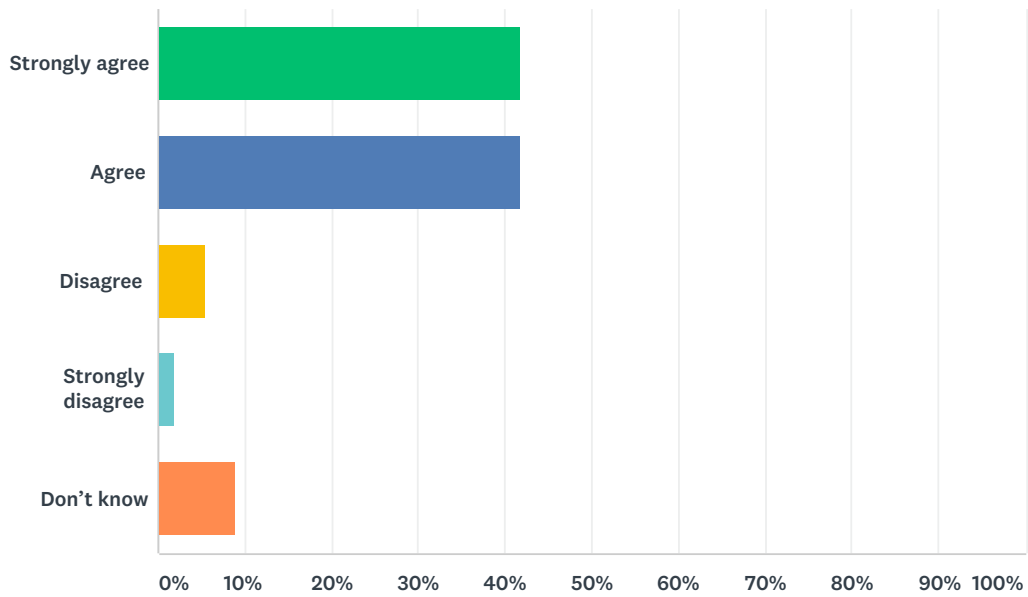
Answered: 55 Skipped: 3



ANSWER CHOICES	RESPONSES	
Strongly agree	74.55%	41
Agree	23.64%	13
Disagree	1.82%	1
Strongly disagree	0.00%	0
Don't know	0.00%	0
TOTAL		55

Q14 Discipline is handled in a fair and reasonable manner in my child's school.

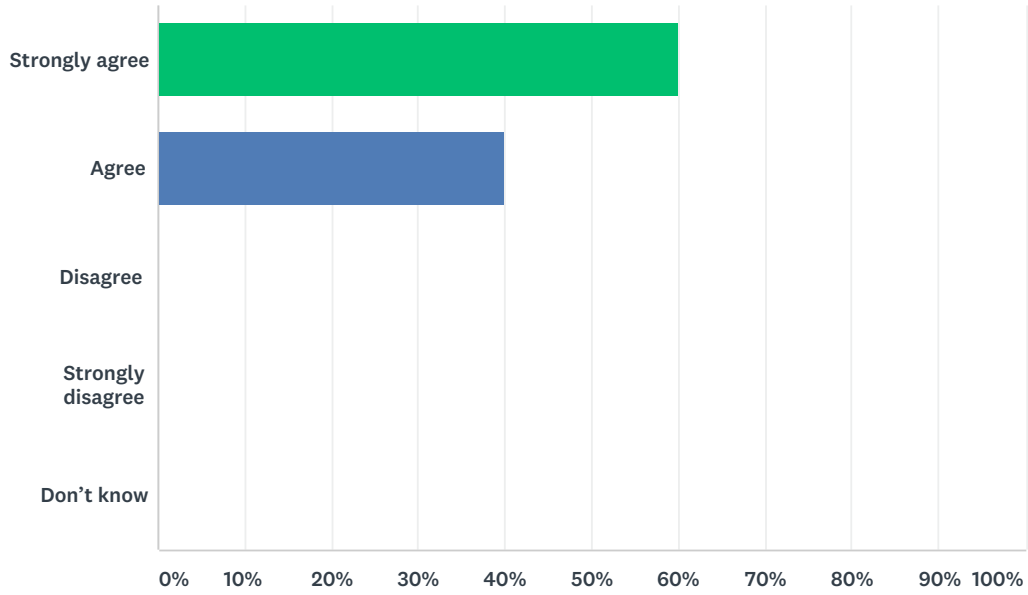
Answered: 55 Skipped: 3



ANSWER CHOICES	RESPONSES	
Strongly agree	41.82%	23
Agree	41.82%	23
Disagree	5.45%	3
Strongly disagree	1.82%	1
Don't know	9.09%	5
TOTAL		55

Q15 My child's school is safe.

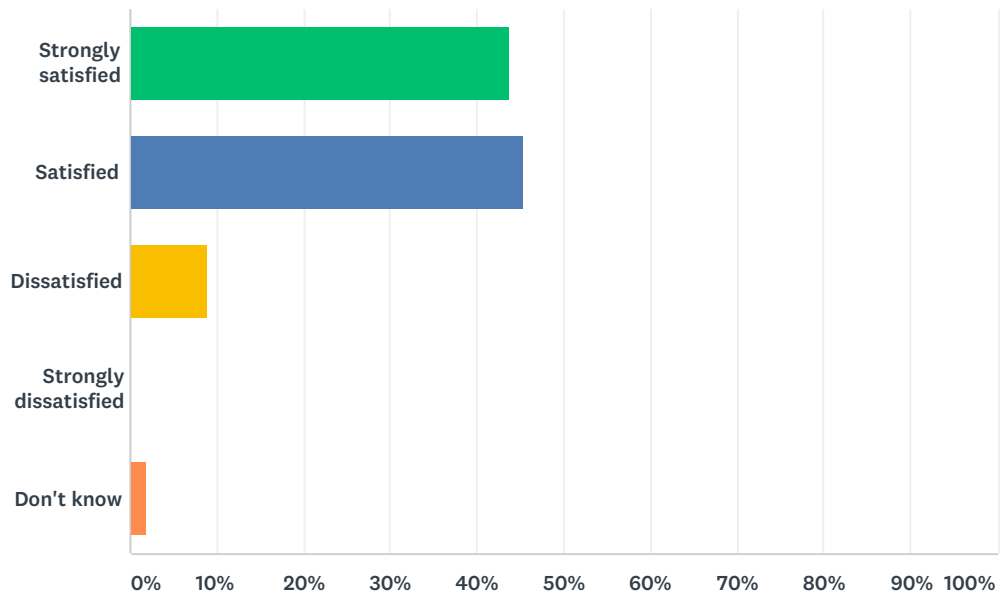
Answered: 55 Skipped: 3



ANSWER CHOICES	RESPONSES	
Strongly agree	60.00%	33
Agree	40.00%	22
Disagree	0.00%	0
Strongly disagree	0.00%	0
Don't know	0.00%	0
TOTAL		55

Q16 How satisfied are you with the resources available to support your child's learning?

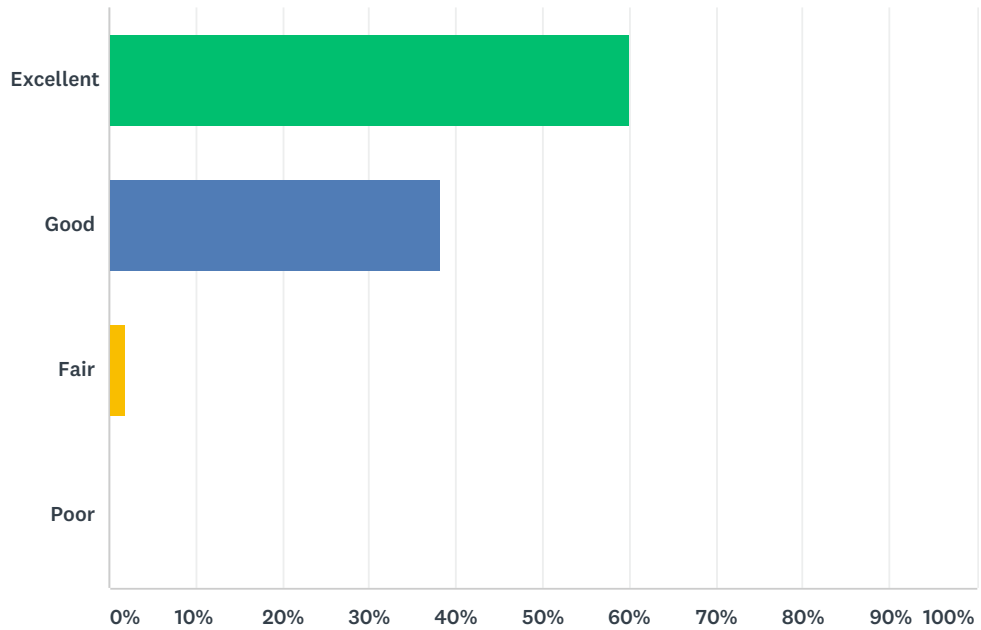
Answered: 55 Skipped: 3



ANSWER CHOICES	RESPONSES	
Strongly satisfied	43.64%	24
Satisfied	45.45%	25
Dissatisfied	9.09%	5
Strongly dissatisfied	0.00%	0
Don't know	1.82%	1
TOTAL		55

Q17 How would you rate the physical condition of your child's school?

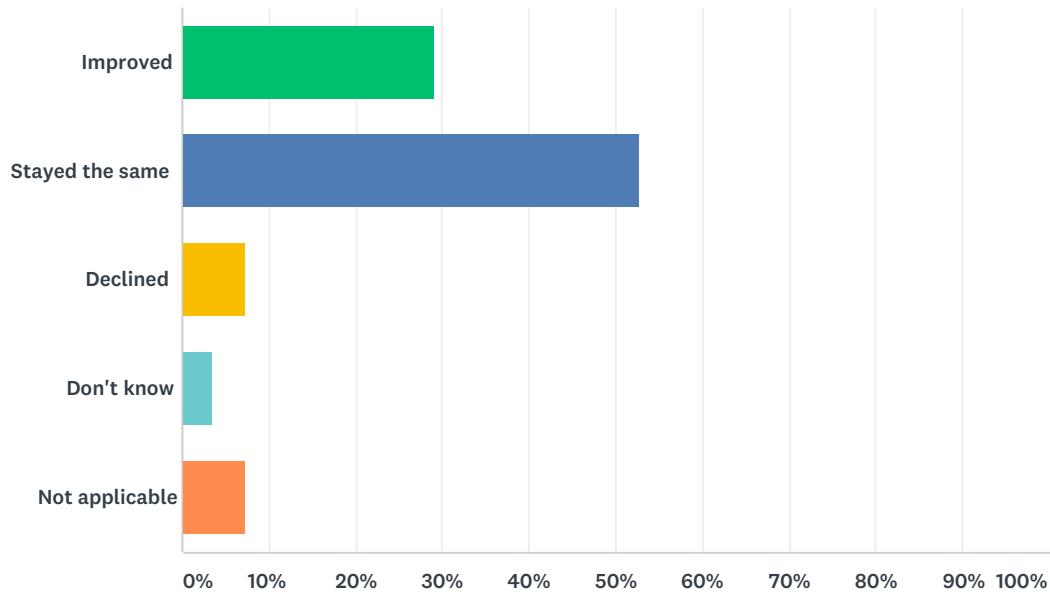
Answered: 55 Skipped: 3



ANSWER CHOICES	RESPONSES	
Excellent	60.00%	33
Good	38.18%	21
Fair	1.82%	1
Poor	0.00%	0
TOTAL		55

Q18 In your opinion, has the quality of education your child has experienced at school improved, stayed the same or declined in the past three years?

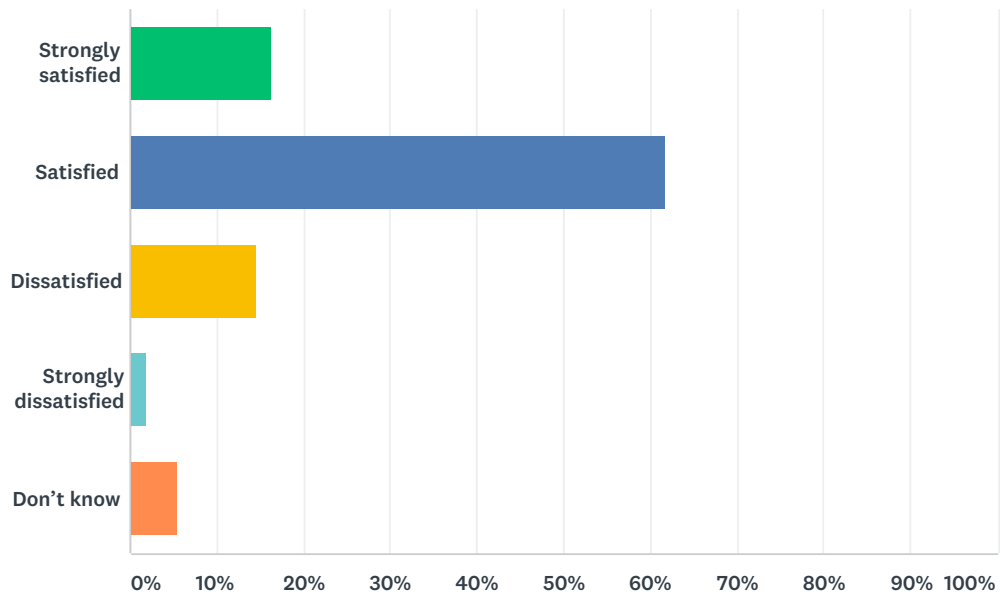
Answered: 55 Skipped: 3



ANSWER CHOICES	RESPONSES	
Improved	29.09%	16
Stayed the same	52.73%	29
Declined	7.27%	4
Don't know	3.64%	2
Not applicable	7.27%	4
TOTAL		55

Q19 How satisfied are you with the opportunity to be involved in decisions at your child's school?

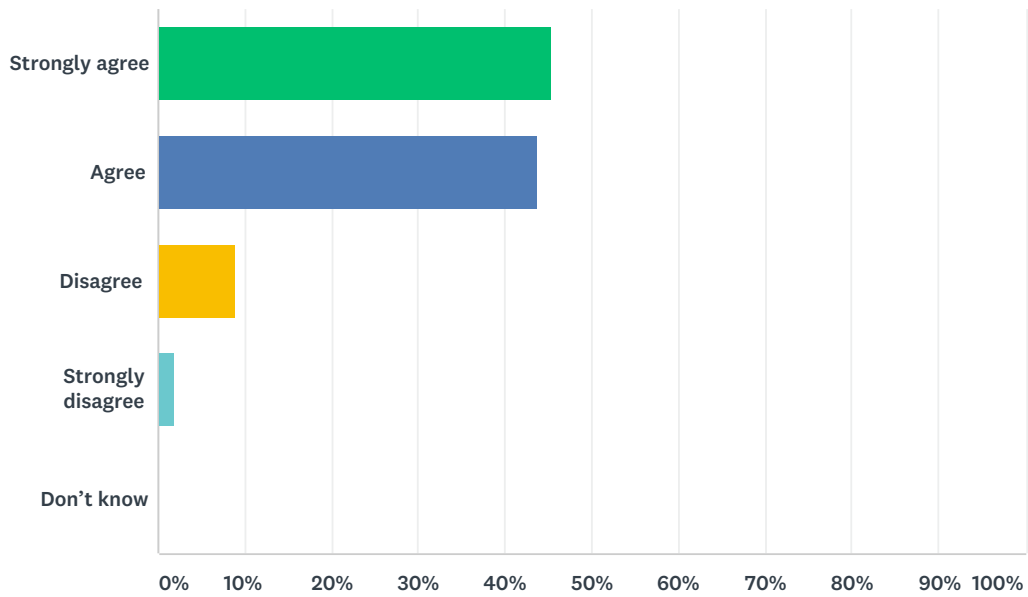
Answered: 55 Skipped: 3



ANSWER CHOICES	RESPONSES	
Strongly satisfied	16.36%	9
Satisfied	61.82%	34
Dissatisfied	14.55%	8
Strongly dissatisfied	1.82%	1
Don't know	5.45%	3
TOTAL		55

Q20 The school keeps me informed about my child's progress and achievement.

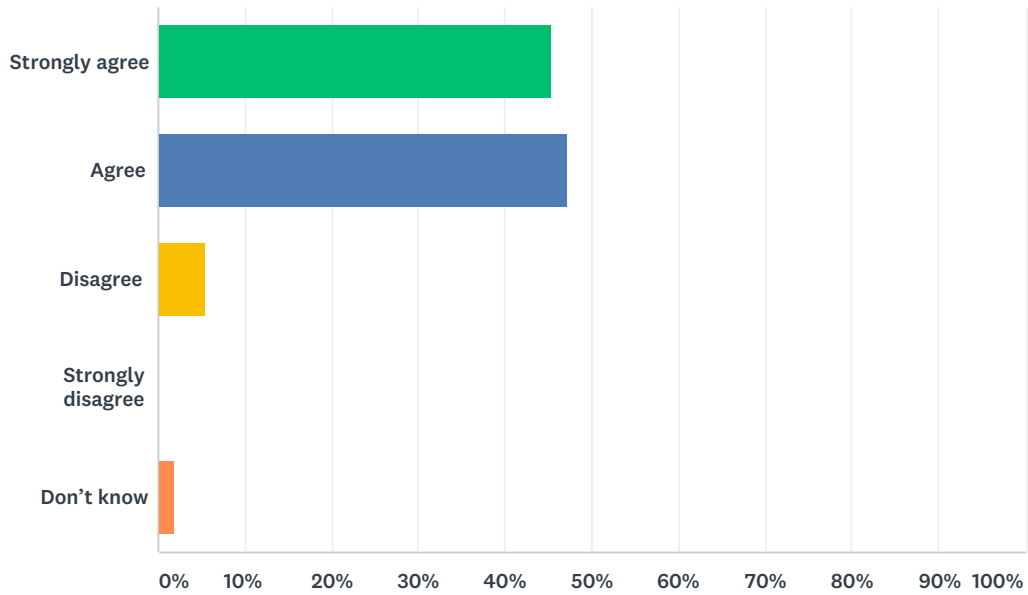
Answered: 55 Skipped: 3



ANSWER CHOICES	RESPONSES	
Strongly agree	45.45%	25
Agree	43.64%	24
Disagree	9.09%	5
Strongly disagree	1.82%	1
Don't know	0.00%	0
TOTAL		55

Q21 There is open and honest communication within my child's school.

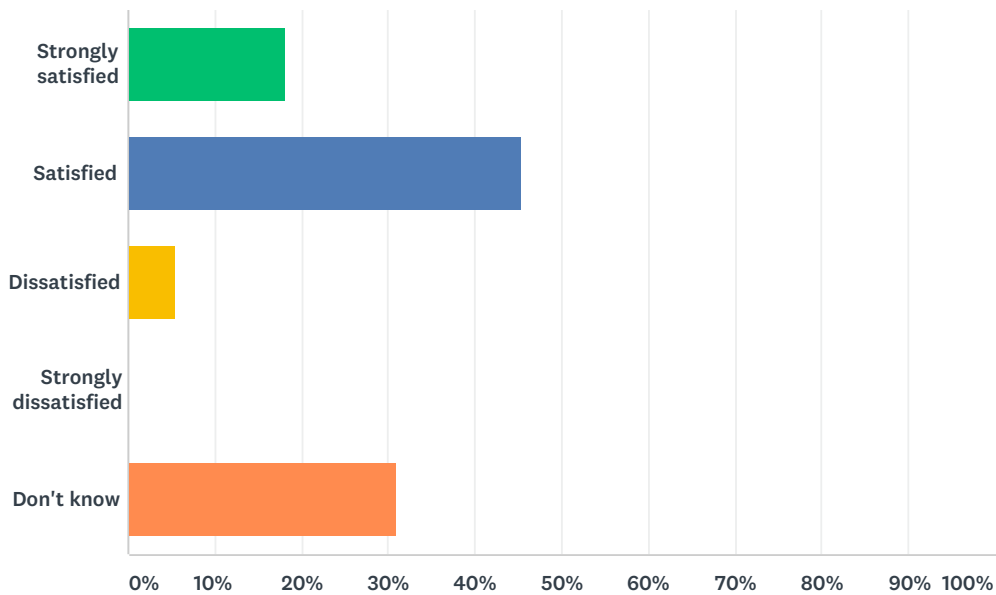
Answered: 55 Skipped: 3



ANSWER CHOICES	RESPONSES	
Strongly agree	45.45%	25
Agree	47.27%	26
Disagree	5.45%	3
Strongly disagree	0.00%	0
Don't know	1.82%	1
TOTAL		55

Q22 How satisfied are you with the community partnerships that may be established at your school? For example: Saffron, KEYS program, Green Certificate, lunch programs, after-school programs, RAP, Tools for School, Scratch Day, Entrepreneurial Adventure, scholarships/grants, etc.

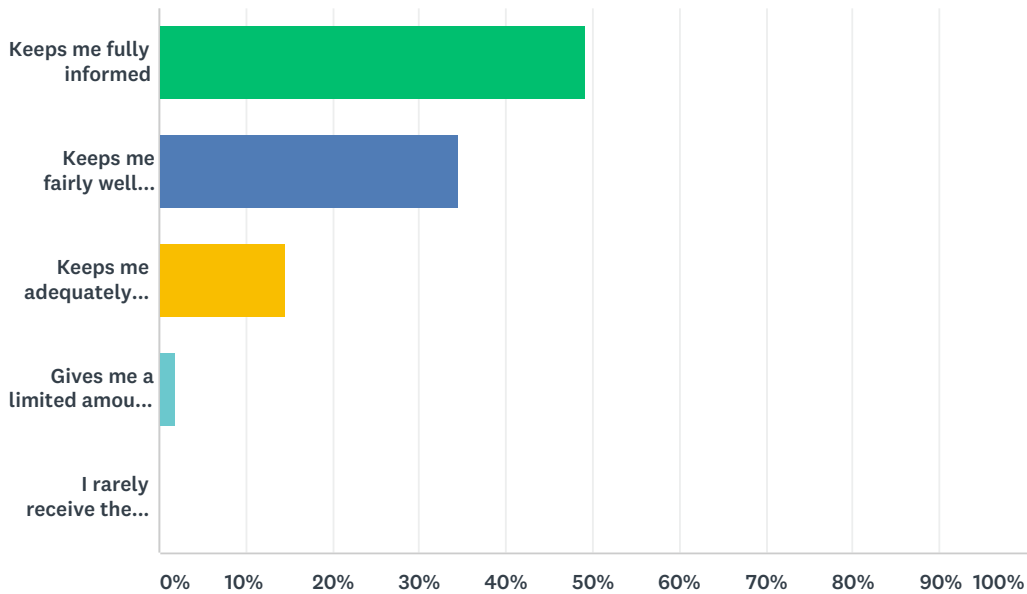
Answered: 55 Skipped: 3



ANSWER CHOICES	RESPONSES	
Strongly satisfied	18.18%	10
Satisfied	45.45%	25
Dissatisfied	5.45%	3
Strongly dissatisfied	0.00%	0
Don't know	30.91%	17
TOTAL		55

Q23 Elk Island Public Schools appreciates the opportunity to stay connected with parents about news, activities, programs and other matters of importance. What is your impression of the communication you receive from your child's school?

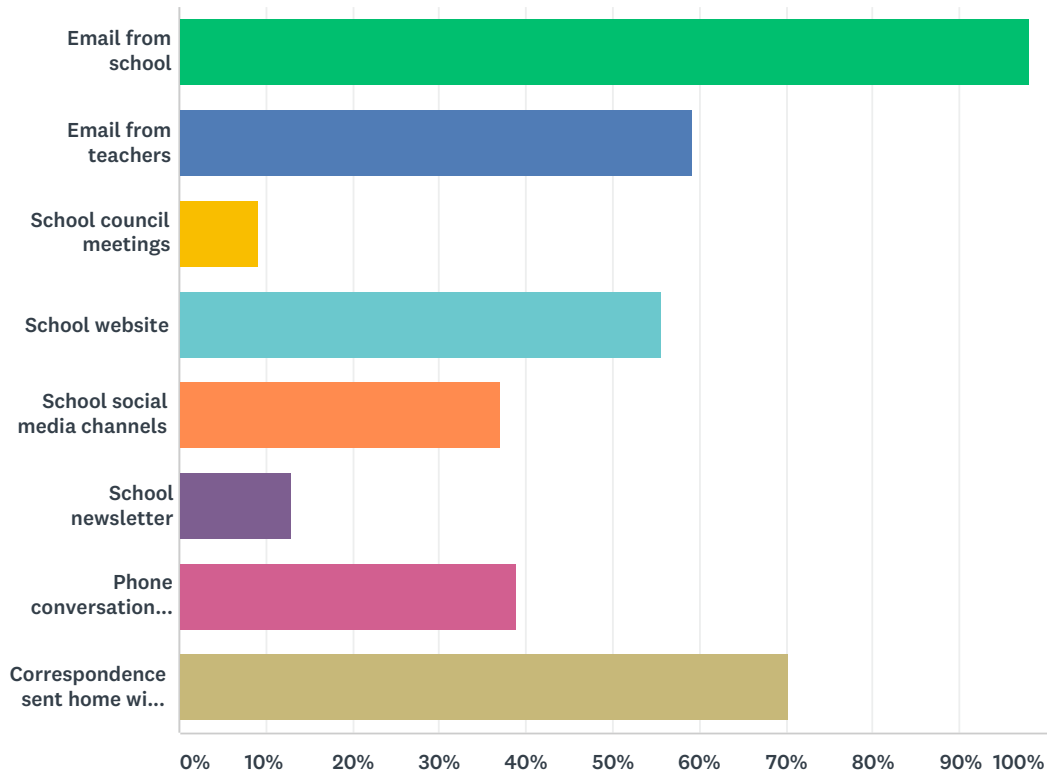
Answered: 55 Skipped: 3



ANSWER CHOICES	RESPONSES	
Keeps me fully informed	49.09%	27
Keeps me fairly well informed	34.55%	19
Keeps me adequately informed	14.55%	8
Gives me a limited amount of information	1.82%	1
I rarely receive the information I need	0.00%	0
TOTAL		55

Q24 Do you regularly make use of the following to keep up to date on school activities, programs, etc.? Check all that apply.

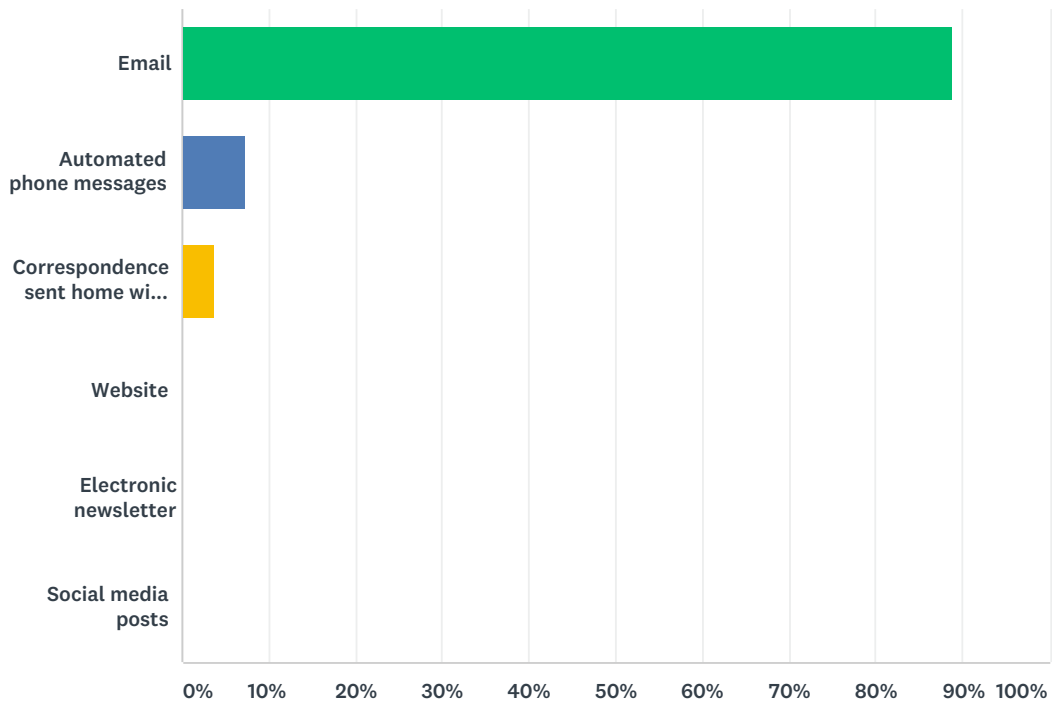
Answered: 54 Skipped: 4



ANSWER CHOICES	RESPONSES	
Email from school	98.15%	53
Email from teachers	59.26%	32
School council meetings	9.26%	5
School website	55.56%	30
School social media channels	37.04%	20
School newsletter	12.96%	7
Phone conversations with school and/or teachers	38.89%	21
Correspondence sent home with your child	70.37%	38
Total Respondents: 54		

Q25 What is your most preferred method of communication from the school and Division?

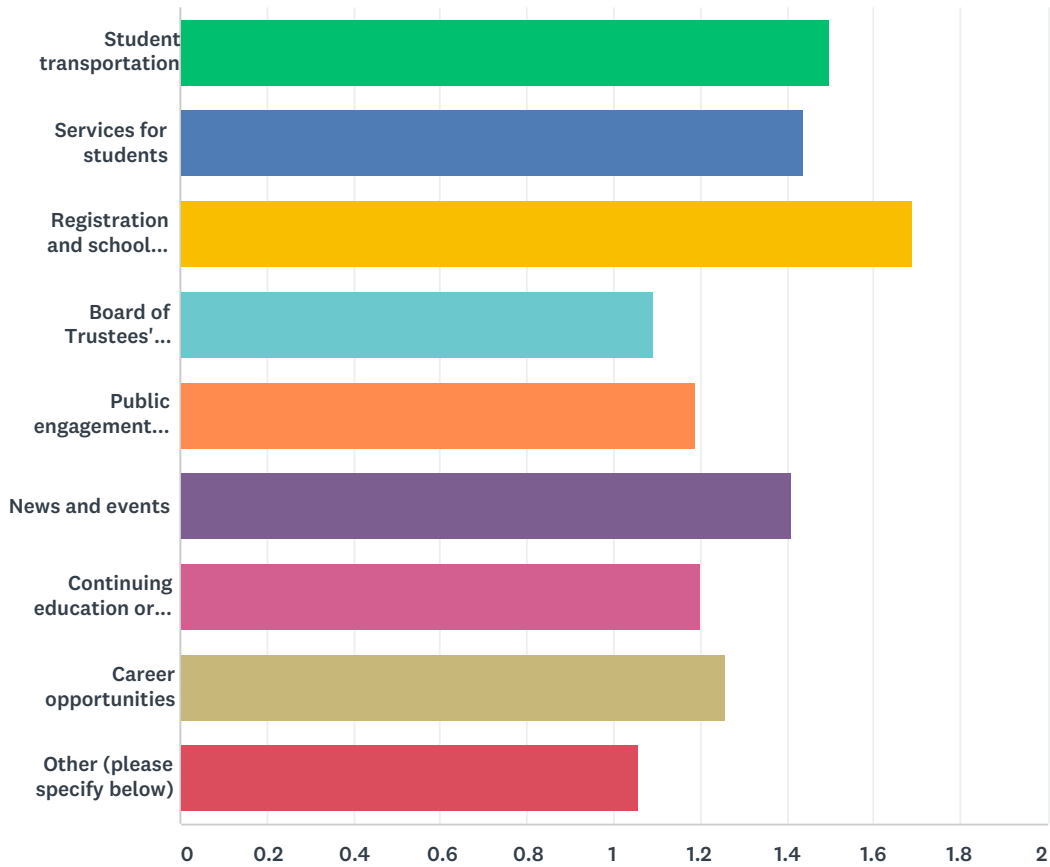
Answered: 54 Skipped: 4



ANSWER CHOICES	RESPONSES	
Email	88.89%	48
Automated phone messages	7.41%	4
Correspondence sent home with your child	3.70%	2
Website	0.00%	0
Electronic newsletter	0.00%	0
Social media posts	0.00%	0
TOTAL		54

Q26 Do you visit the Division website (www.eips.ca) for information on:

Answered: 54 Skipped: 4



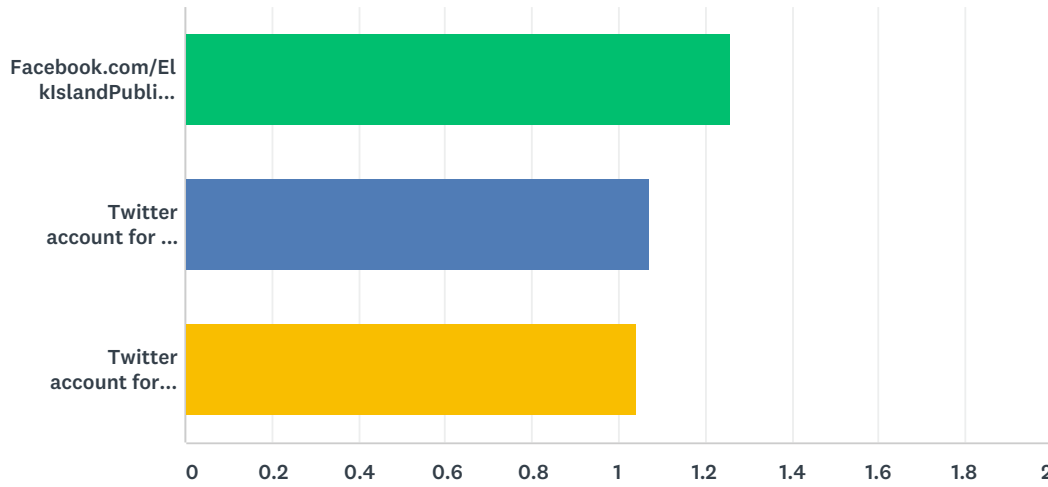
	YES	NO	TOTAL	WEIGHTED AVERAGE
Student transportation	50.00% 27	50.00% 27	54	1.50
Services for students	44.44% 24	55.56% 30	54	1.44
Registration and school boundaries	68.52% 37	31.48% 17	54	1.69
Board of Trustees' meetings	9.26% 5	90.74% 49	54	1.09
Public engagement initiatives	18.52% 10	81.48% 44	54	1.19
News and events	40.74% 22	59.26% 32	54	1.41
Continuing education or summer courses	20.37% 11	79.63% 43	54	1.20
Career opportunities	25.93% 14	74.07% 40	54	1.26
Other (please specify below)	5.56% 3	94.44% 51	54	1.06

EIPS Parent Survey 2017-18

#	OTHER:	DATE
	There are no responses.	

Q27 Elk Island Public Schools shares news and information on its social media channels. Do you follow:

Answered: 54 Skipped: 4



	YES	NO	TOTAL	WEIGHTED AVERAGE
Facebook.com/ElkIslandPublicSchools	25.93% 14	74.07% 40	54	1.26
Twitter account for the Division (@eips)	7.41% 4	92.59% 50	54	1.07
Twitter account for EIPS Student Transportation (@eipsST)	3.70% 2	96.30% 52	54	1.04