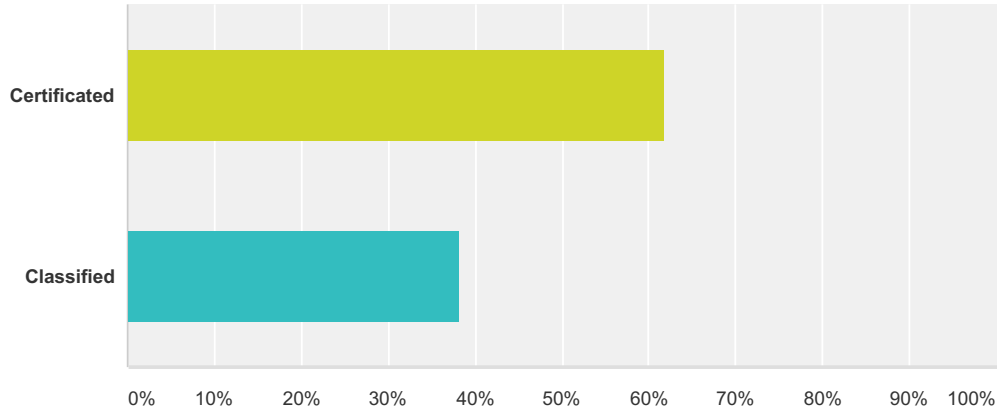


Q1 Your responses are completely confidential but to assist in the analysis of the information, certain demographic information is required. Please identify your employee group:

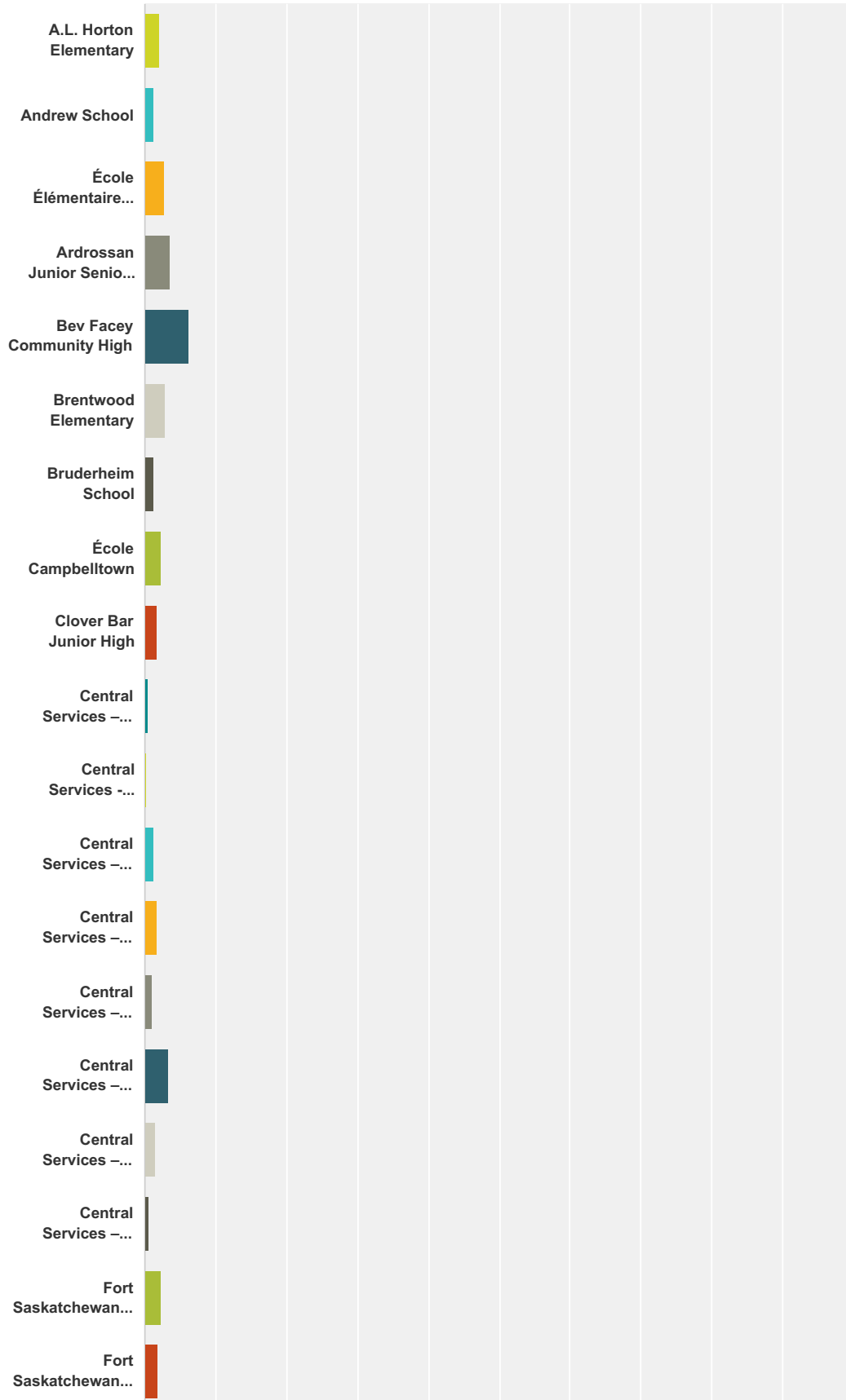
Answered: 1,361 Skipped: 0



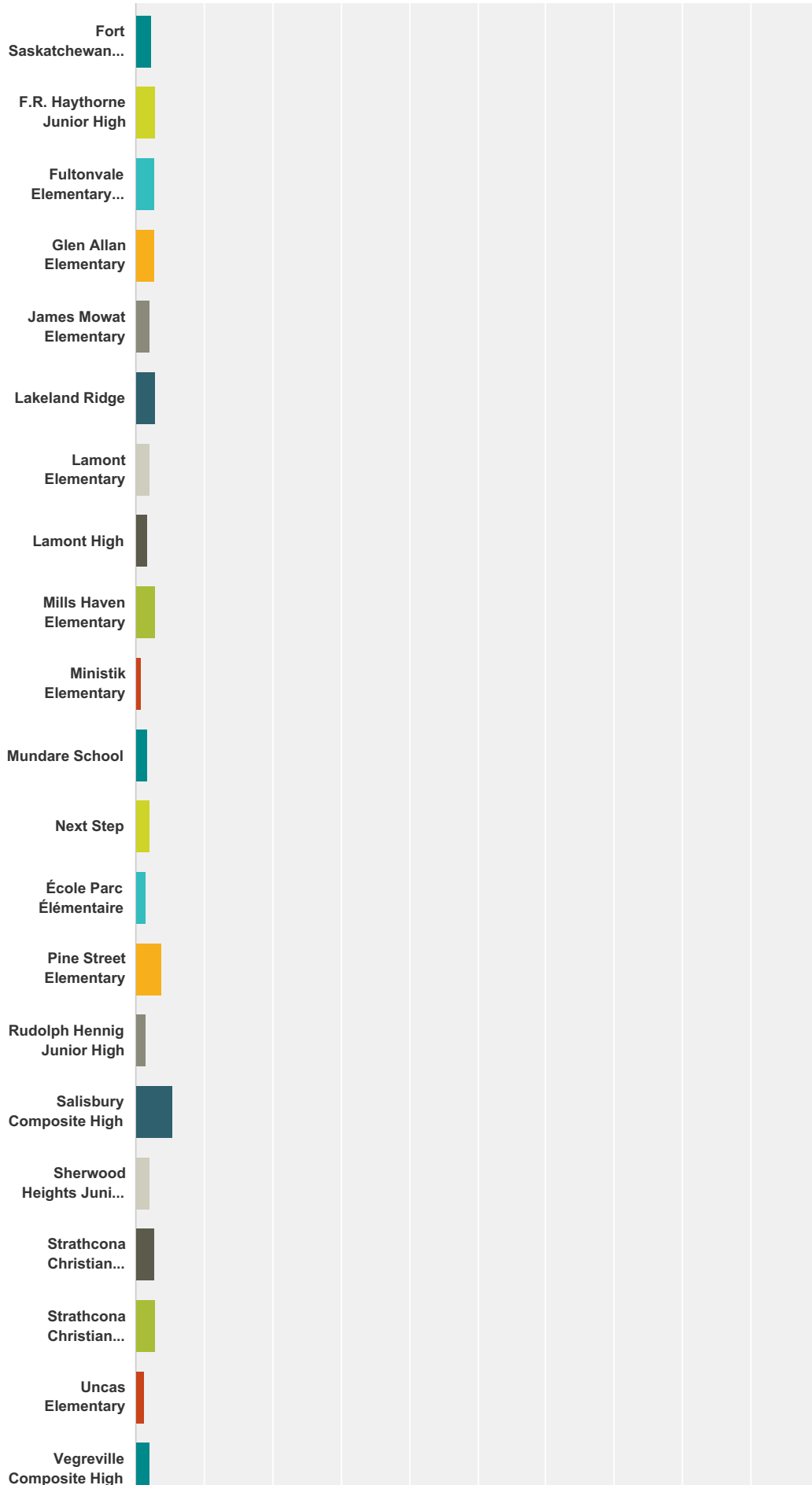
Answer Choices	Responses
Certificated	61.72% 840
Classified	38.28% 521
Total	1,361

Q2 Please identify your site:

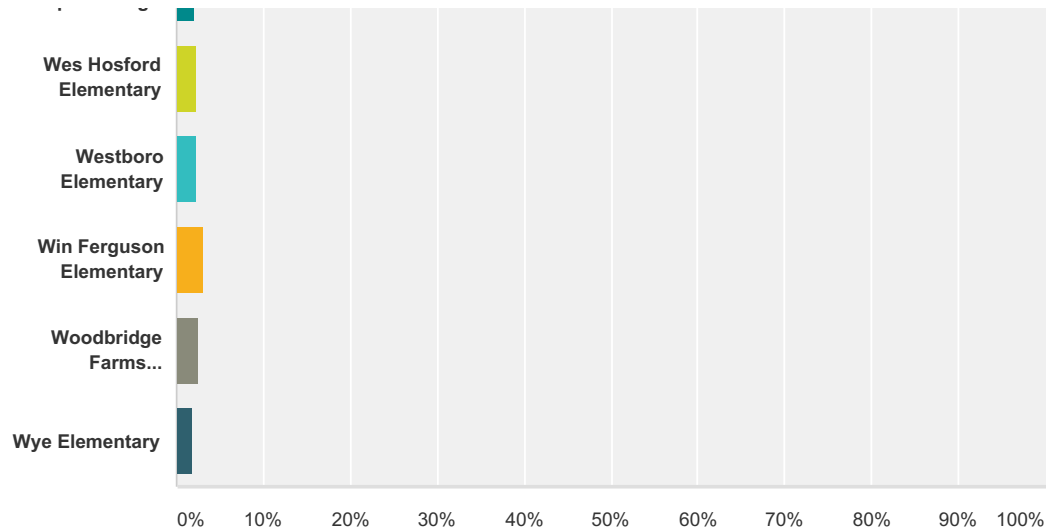
Answered: 1,361 Skipped: 0



Engagement Survey - 2016



Engagement Survey - 2016



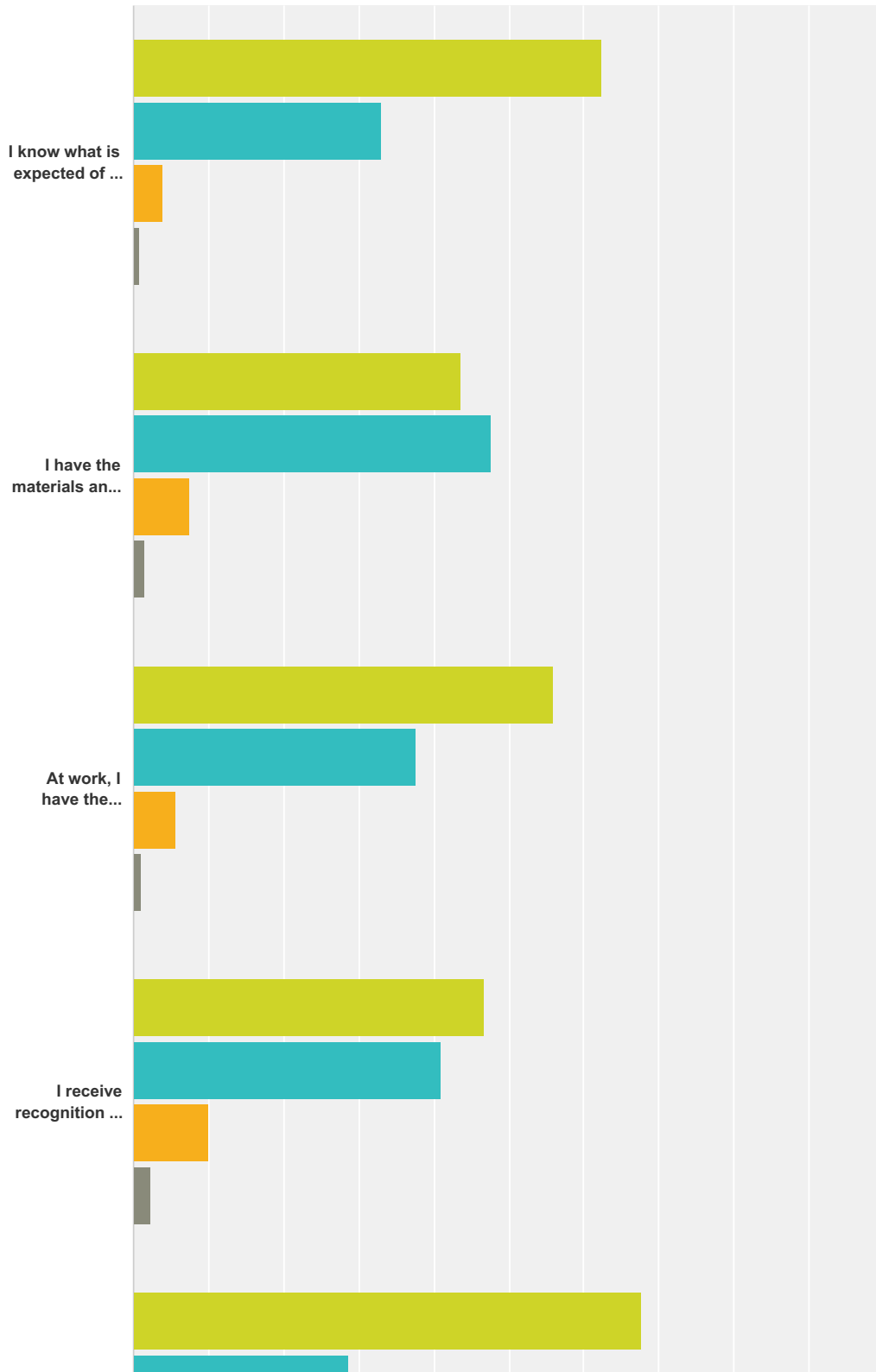
Answer Choices	Responses
A.L. Horton Elementary	1.98% 27
Andrew School	1.18% 16
École Élémentaire Ardrossan Elementary	2.79% 38
Ardrossan Junior Senior High	3.60% 49
Bev Facey Community High	6.25% 85
Brentwood Elementary	2.94% 40
Bruderheim School	1.18% 16
École Campbelltown	2.35% 32
Clover Bar Junior High	1.62% 22
Central Services – Communication Services	0.37% 5
Central Services - Education Executive	0.22% 3
Central Services – Financial Services	1.18% 16
Central Services – Facility Services	1.62% 22
Central Services – Human Resources	0.96% 13
Central Services – Supports for Students	3.38% 46
Central Services – Learning Technologies	1.40% 19
Central Services – Student Transportation	0.66% 9
Fort Saskatchewan Christian	2.28% 31
Fort Saskatchewan Elementary	1.84% 25
Fort Saskatchewan High	2.35% 32
F.R. Haythorne Junior High	2.87% 39
Fultonvale Elementary Junior High	2.79% 38
Glen Allan Elementary	2.72% 37

Engagement Survey - 2016

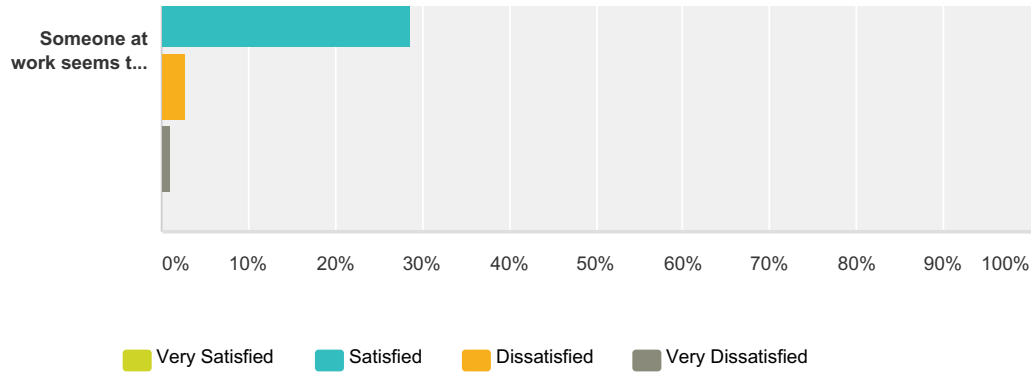
James Mowat Elementary	2.06%	28
Lakeland Ridge	3.01%	41
Lamont Elementary	1.98%	27
Lamont High	1.62%	22
Mills Haven Elementary	2.94%	40
Ministik Elementary	0.88%	12
Mundare School	1.62%	22
Next Step	2.06%	28
École Parc Élémentaire	1.40%	19
Pine Street Elementary	3.82%	52
Rudolph Hennig Junior High	1.54%	21
Salisbury Composite High	5.36%	73
Sherwood Heights Junior High	2.13%	29
Strathcona Christian Academy Elementary	2.79%	38
Strathcona Christian Academy Secondary	3.01%	41
Uncas Elementary	1.18%	16
Vegreville Composite High	2.13%	29
Wes Hosford Elementary	2.20%	30
Westboro Elementary	2.28%	31
Win Ferguson Elementary	3.16%	43
Woodbridge Farms Elementary	2.42%	33
Wye Elementary	1.91%	26
Total		1,361

Q3 Using the following four descriptors, very satisfied, satisfied, dissatisfied, and very dissatisfied, please provide your responses to the following questions:

Answered: 1,347 Skipped: 14



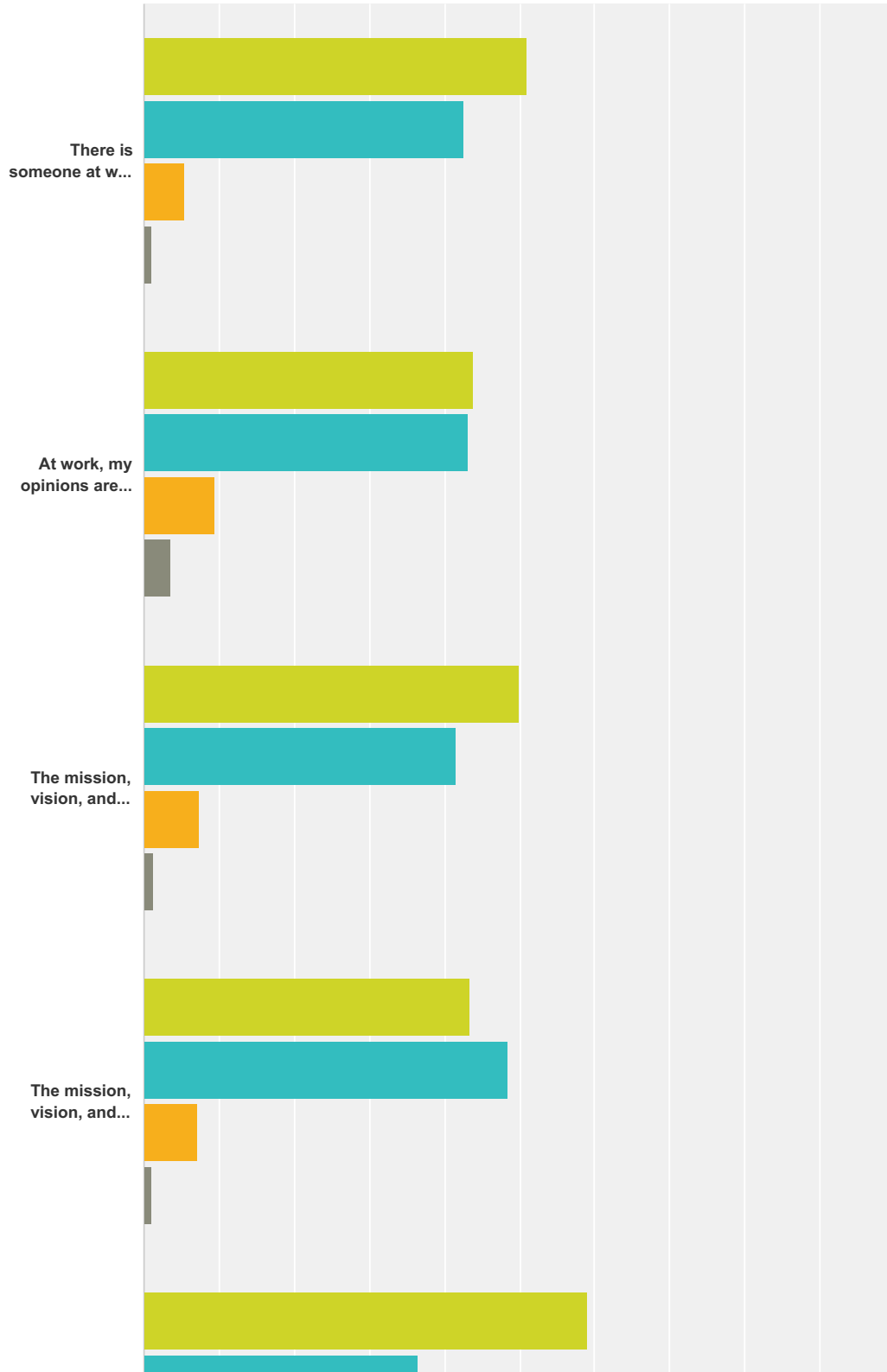
Engagement Survey - 2016



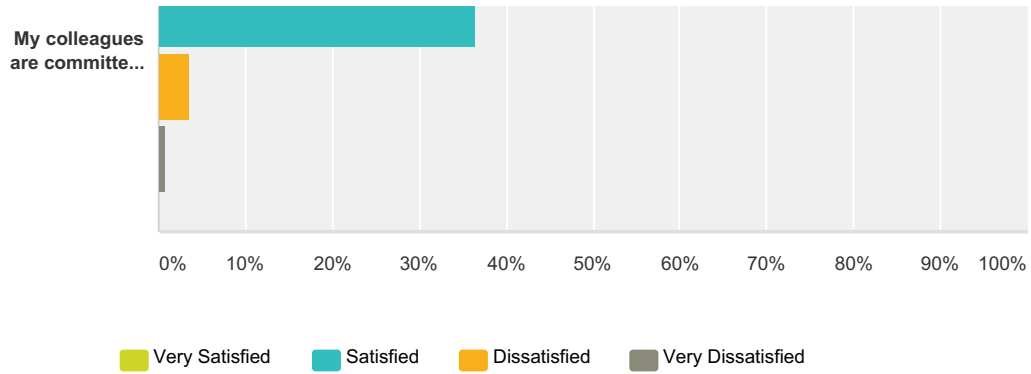
	Very Satisfied	Satisfied	Dissatisfied	Very Dissatisfied	Total
I know what is expected of me at work.	62.36% 840	32.89% 443	3.93% 53	0.82% 11	1,347
I have the materials and equipment I need to do my work.	43.58% 587	47.51% 640	7.50% 101	1.41% 19	1,347
At work, I have the opportunity to do what I do best every day.	55.90% 753	37.49% 505	5.64% 76	0.97% 13	1,347
I receive recognition or praise for doing good work.	46.77% 630	40.98% 552	9.95% 134	2.30% 31	1,347
Someone at work seems to care about me as a person.	67.71% 912	28.51% 384	2.75% 37	1.04% 14	1,347

Q4 Using the following four descriptors, very satisfied, satisfied, dissatisfied, and very dissatisfied, please provide your responses to the following questions:

Answered: 1,342 Skipped: 19



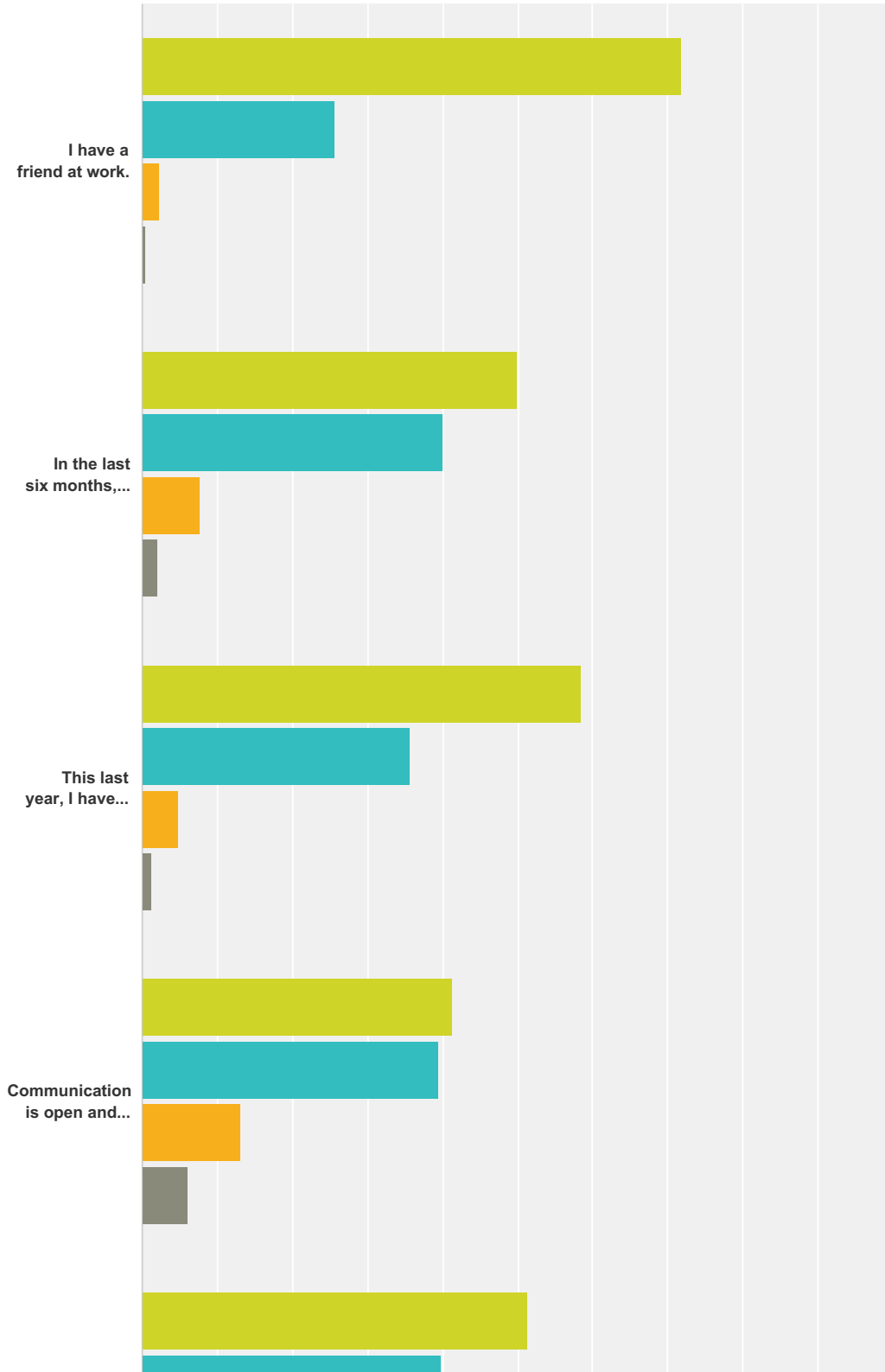
Engagement Survey - 2016



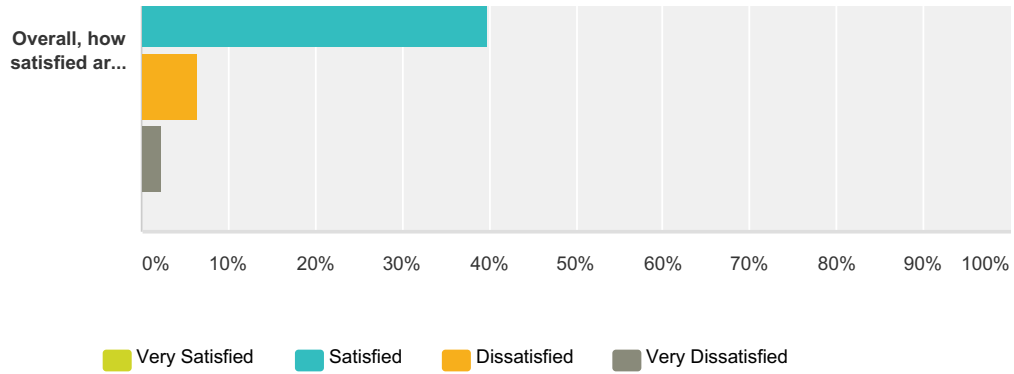
	Very Satisfied	Satisfied	Dissatisfied	Very Dissatisfied	Total
There is someone at work who encourages my professional development.	50.89% 683	42.62% 572	5.51% 74	0.97% 13	1,342
At work, my opinions are considered.	43.89% 589	43.14% 579	9.31% 125	3.65% 49	1,342
The mission, vision, and goals of my school or department make me feel my job is important.	50.00% 671	41.51% 557	7.30% 98	1.19% 16	1,342
The mission, vision, and goals of Elk Island Public Schools make me feel my job is important.	43.37% 582	48.51% 651	7.00% 94	1.12% 15	1,342
My colleagues are committed to doing quality work.	59.02% 792	36.59% 491	3.50% 47	0.89% 12	1,342

Q5 Using the following four descriptors, very satisfied, satisfied, dissatisfied, and very dissatisfied, please provide your responses to the following questions:

Answered: 1,340 Skipped: 21



Engagement Survey - 2016



	Very Satisfied	Satisfied	Dissatisfied	Very Dissatisfied	Total
I have a friend at work.	71.72% 961	25.60% 343	2.24% 30	0.45% 6	1,340
In the last six months, someone at work has talked to me about my progress.	49.93% 669	40.15% 538	7.76% 104	2.16% 29	1,340
This last year, I have had opportunities at work to learn and grow.	58.36% 782	35.75% 479	4.70% 63	1.19% 16	1,340
Communication is open and transparent in my school or department.	41.27% 553	39.55% 530	13.06% 175	6.12% 82	1,340
Overall, how satisfied are you with your school or department as a place to work?	51.34% 688	39.78% 533	6.57% 88	2.31% 31	1,340