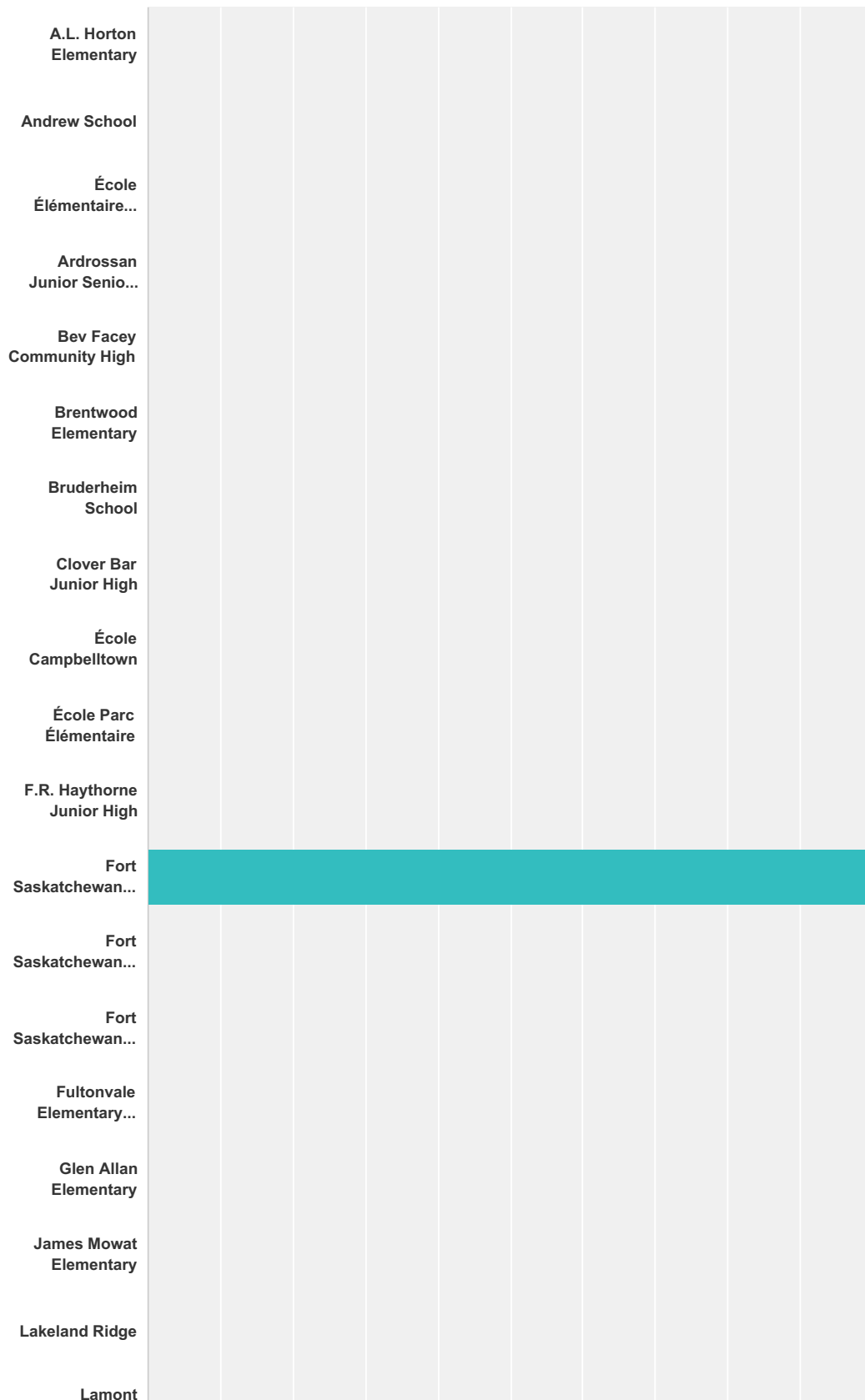


Q1 Please indicate the school your child attends.

Answered: 86 Skipped: 0



EIPS Parent Survey 2016-2017



Answer Choices	Responses
----------------	-----------

EIPS Parent Survey 2016-2017

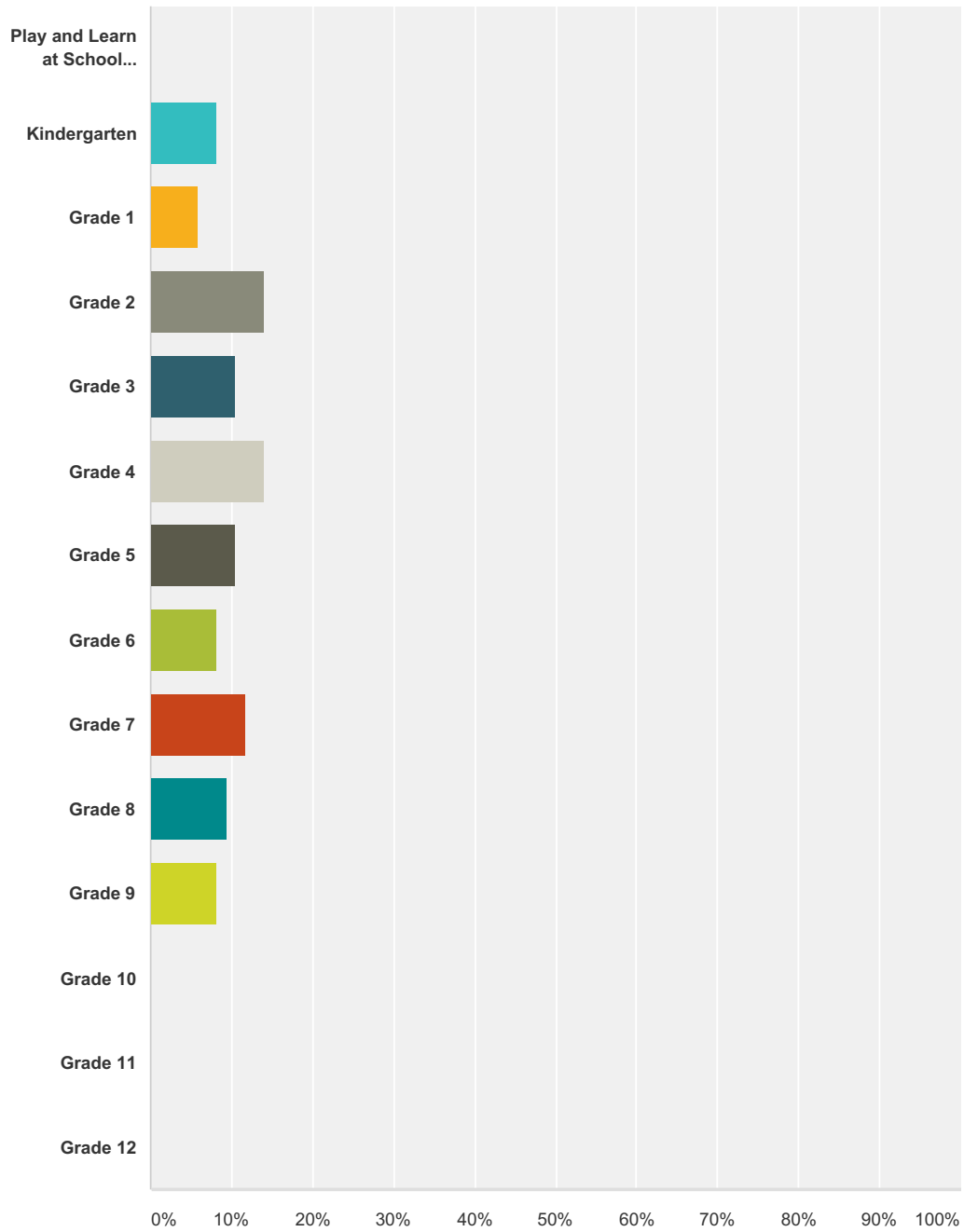
A.L. Horton Elementary	0.00%	0
Andrew School	0.00%	0
École Élémentaire Ardrossan Elementary	0.00%	0
Ardrossan Junior Senior High	0.00%	0
Bev Facey Community High	0.00%	0
Brentwood Elementary	0.00%	0
Bruderheim School	0.00%	0
Clover Bar Junior High	0.00%	0
École Campbelltown	0.00%	0
École Parc Élémentaire	0.00%	0
F.R. Haythorne Junior High	0.00%	0
Fort Saskatchewan Christian	100.00%	86
Fort Saskatchewan Elementary	0.00%	0
Fort Saskatchewan Senior High	0.00%	0
Fultonvale Elementary Junior High	0.00%	0
Glen Allan Elementary	0.00%	0
James Mowat Elementary	0.00%	0
Lakeland Ridge	0.00%	0
Lamont Elementary	0.00%	0
Lamont High	0.00%	0
Mills Haven Elementary	0.00%	0
Ministik School	0.00%	0
Mundare School	0.00%	0
Next Step/Outreach	0.00%	0
Pine Street Elementary	0.00%	0
Rudolph Hennig Junior High	0.00%	0
Salisbury Composite High	0.00%	0
Sherwood Heights Junior High	0.00%	0
Strathcona Christian Academy Elementary	0.00%	0
Strathcona Christian Academy Secondary	0.00%	0
Uncas Elementary	0.00%	0
Vegreville Composite High	0.00%	0
Wes Hosford Elementary	0.00%	0
Westboro Elementary	0.00%	0

EIPS Parent Survey 2016-2017

Win Ferguson Elementary	0.00%	0
Woodbridge Farms Elementary	0.00%	0
Wye Elementary	0.00%	0
Total		86

Q2 Please indicate your child's grade.

Answered: 86 Skipped: 0



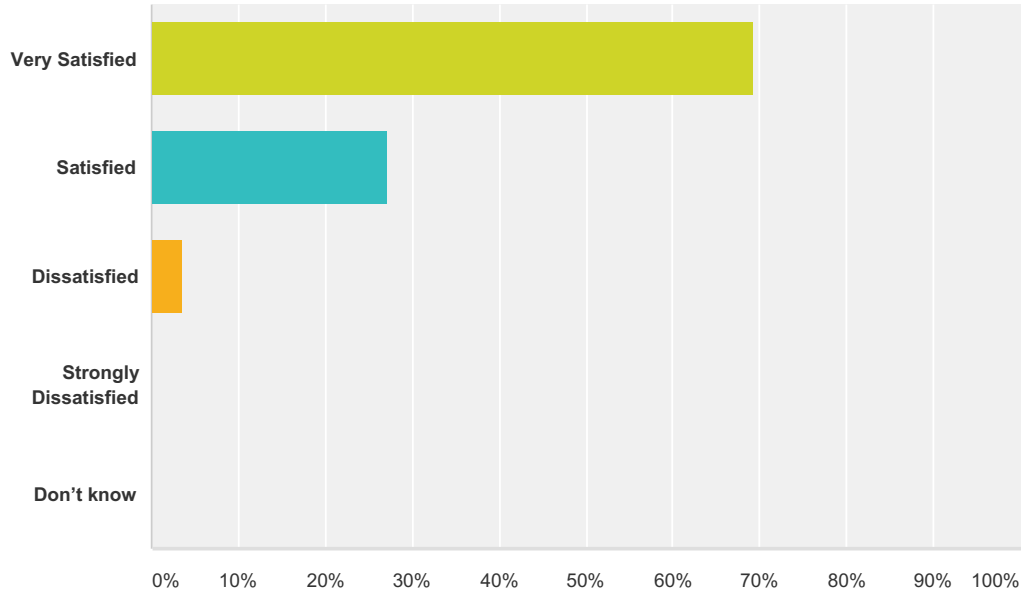
Answer Choices	Responses
Play and Learn at School (PALS)	0.00% 0
Kindergarten	8.14% 7
Grade 1	5.81% 5
Grade 2	13.95% 12
Grade 3	10.47% 9

EIPS Parent Survey 2016-2017

Grade 4	13.95%	12
Grade 5	10.47%	9
Grade 6	8.14%	7
Grade 7	11.63%	10
Grade 8	9.30%	8
Grade 9	8.14%	7
Grade 10	0.00%	0
Grade 11	0.00%	0
Grade 12	0.00%	0
Total		86

Q3 How satisfied are you with the quality of education that your child is receiving at his/her school?

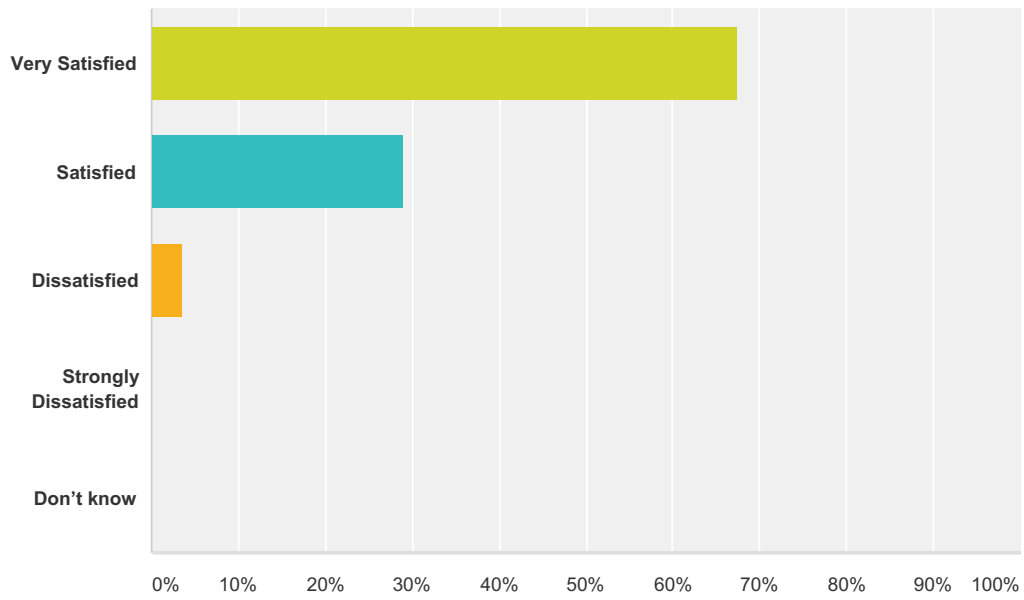
Answered: 85 Skipped: 1



Answer Choices	Responses	
Very Satisfied	69.41%	59
Satisfied	27.06%	23
Dissatisfied	3.53%	3
Strongly Dissatisfied	0.00%	0
Don't know	0.00%	0
Total		85

Q4 How satisfied are you with the quality of teaching at your child's school?

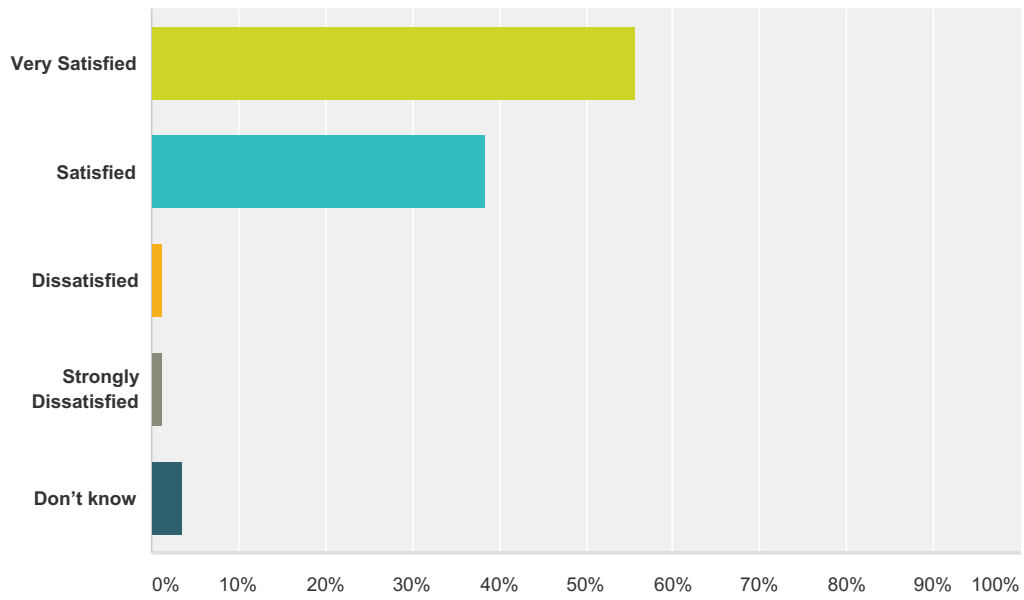
Answered: 86 Skipped: 0



Answer Choices	Responses	Count
Very Satisfied	67.44%	58
Satisfied	29.07%	25
Dissatisfied	3.49%	3
Strongly Dissatisfied	0.00%	0
Don't know	0.00%	0
Total		86

Q5 How satisfied are you with the leadership in your child's school?

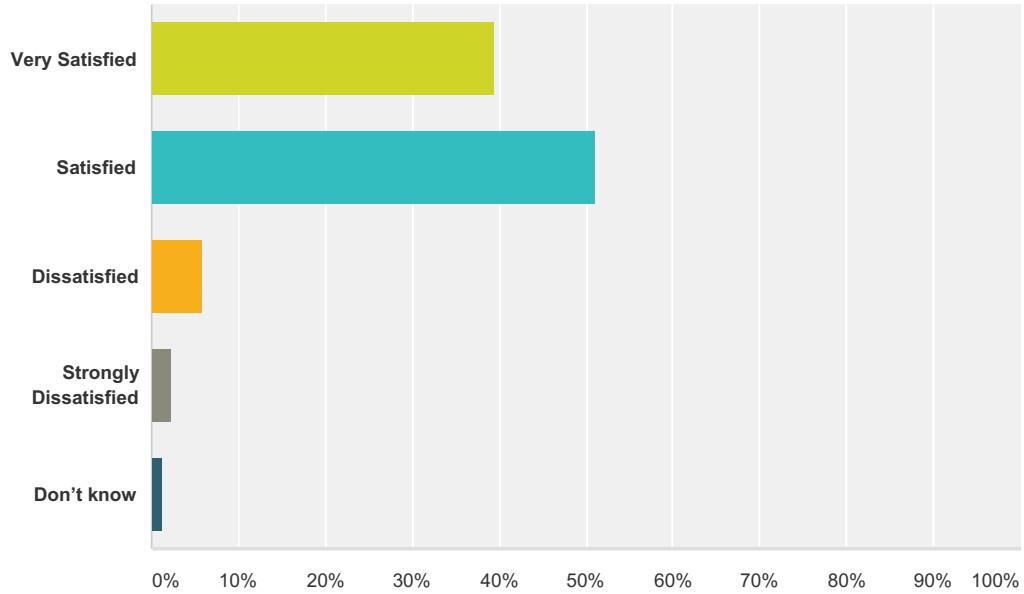
Answered: 86 Skipped: 0



Answer Choices	Responses	Count
Very Satisfied	55.81%	48
Satisfied	38.37%	33
Dissatisfied	1.16%	1
Strongly Dissatisfied	1.16%	1
Don't know	3.49%	3
Total		86

Q6 How satisfied are you with the opportunity to be involved in decisions at your child's school?

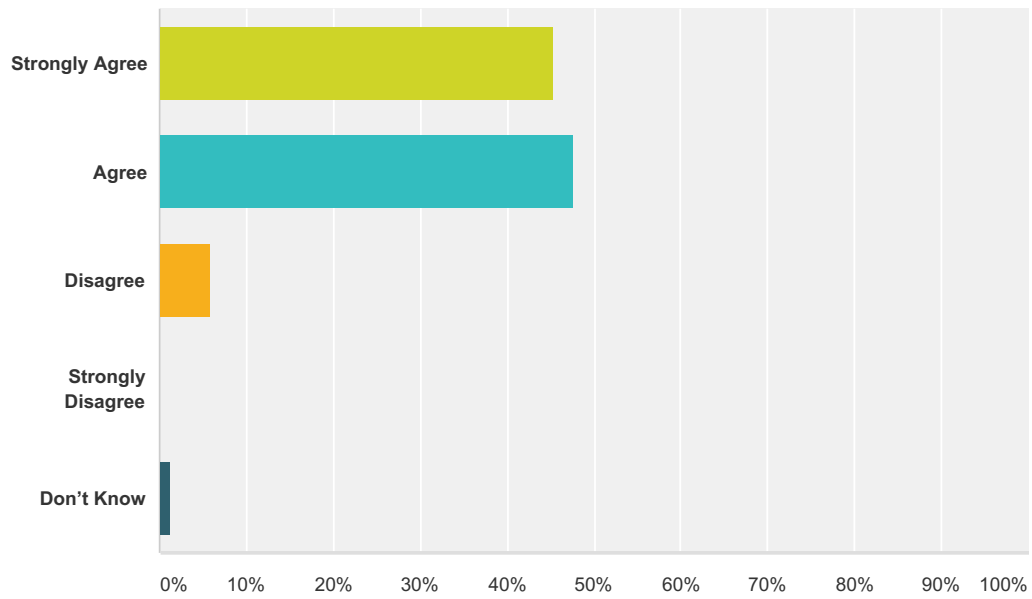
Answered: 86 Skipped: 0



Answer Choices	Responses	
Very Satisfied	39.53%	34
Satisfied	51.16%	44
Dissatisfied	5.81%	5
Strongly Dissatisfied	2.33%	2
Don't know	1.16%	1
Total		86

Q7 My child's individual needs are met.

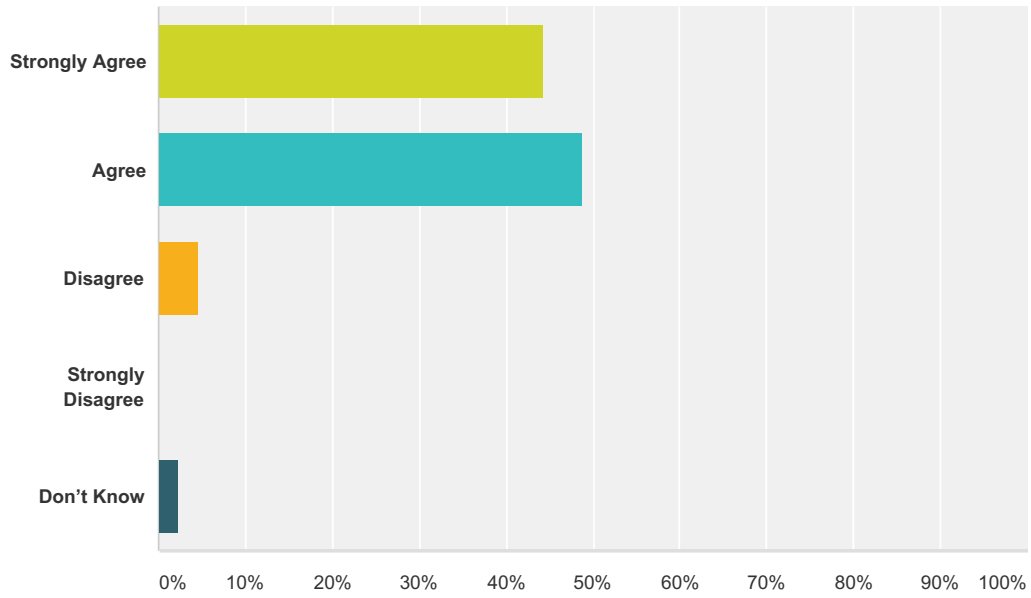
Answered: 86 Skipped: 0



Answer Choices	Responses	
Strongly Agree	45.35%	39
Agree	47.67%	41
Disagree	5.81%	5
Strongly Disagree	0.00%	0
Don't Know	1.16%	1
Total		86

Q8 The school keeps me informed about my child's progress and achievement.

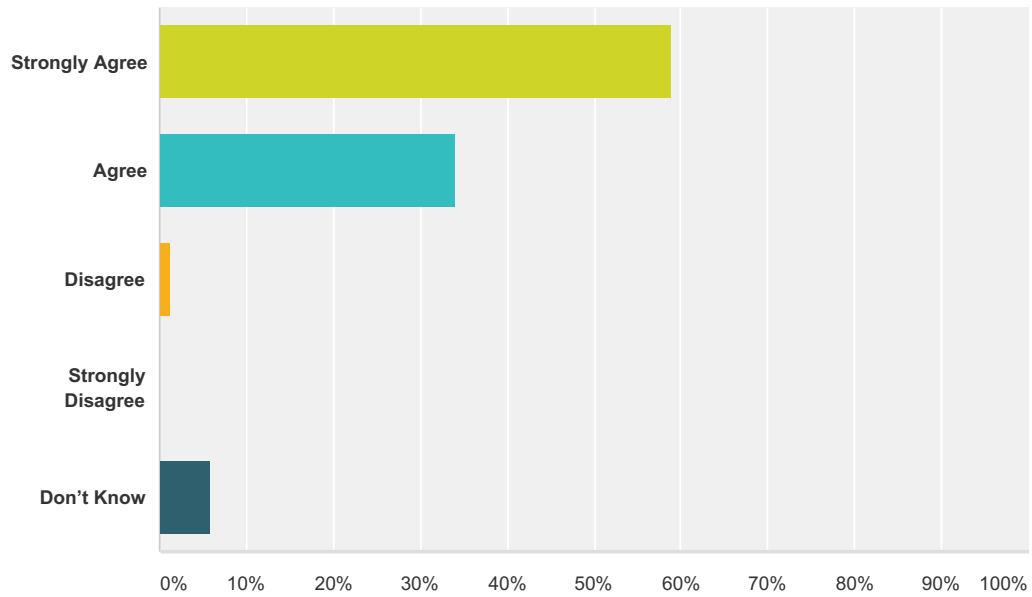
Answered: 86 Skipped: 0



Answer Choices	Responses	Count
Strongly Agree	44.19%	38
Agree	48.84%	42
Disagree	4.65%	4
Strongly Disagree	0.00%	0
Don't Know	2.33%	2
Total		86

Q9 The rights and responsibilities of citizenship are reinforced in my child's school.

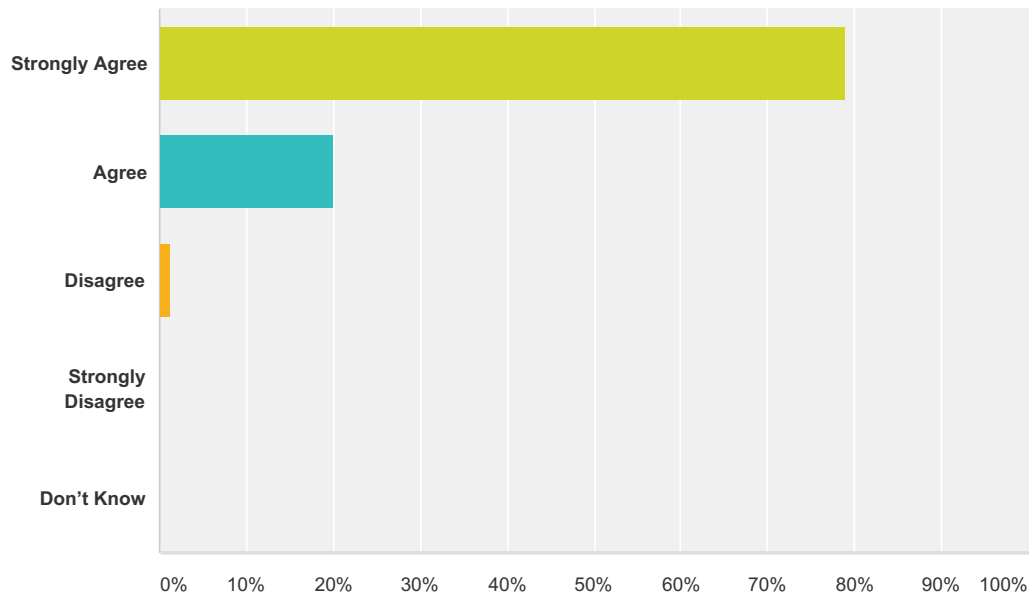
Answered: 85 Skipped: 1



Answer Choices	Responses	
Strongly Agree	58.82%	50
Agree	34.12%	29
Disagree	1.18%	1
Strongly Disagree	0.00%	0
Don't Know	5.88%	5
Total		85

Q10 The school staff care about my child.

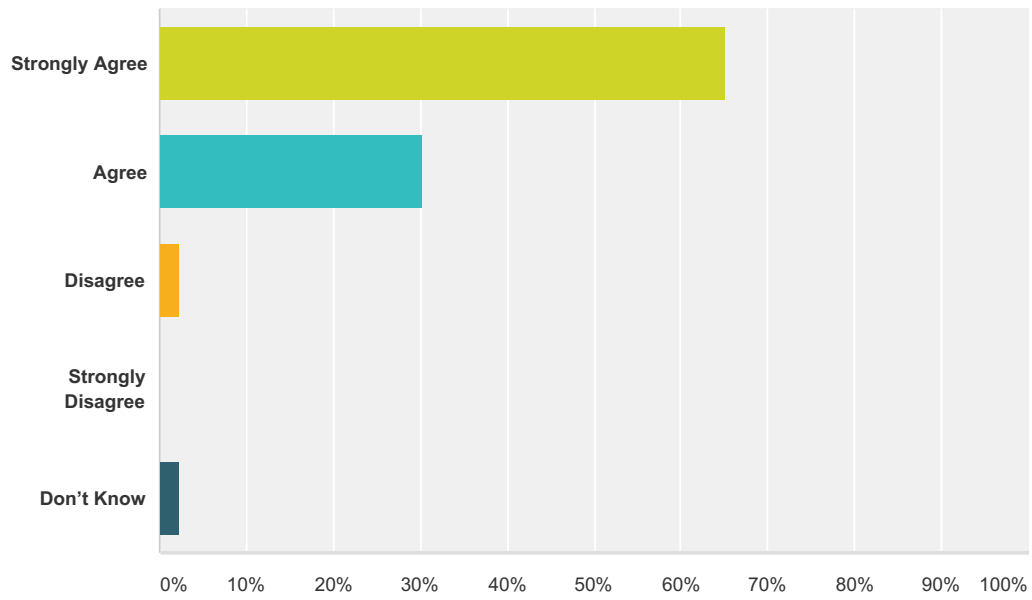
Answered: 85 Skipped: 1



Answer Choices	Responses	
Strongly Agree	78.82%	67
Agree	20.00%	17
Disagree	1.18%	1
Strongly Disagree	0.00%	0
Don't Know	0.00%	0
Total		85

Q11 My child is encouraged at school to do his or her best.

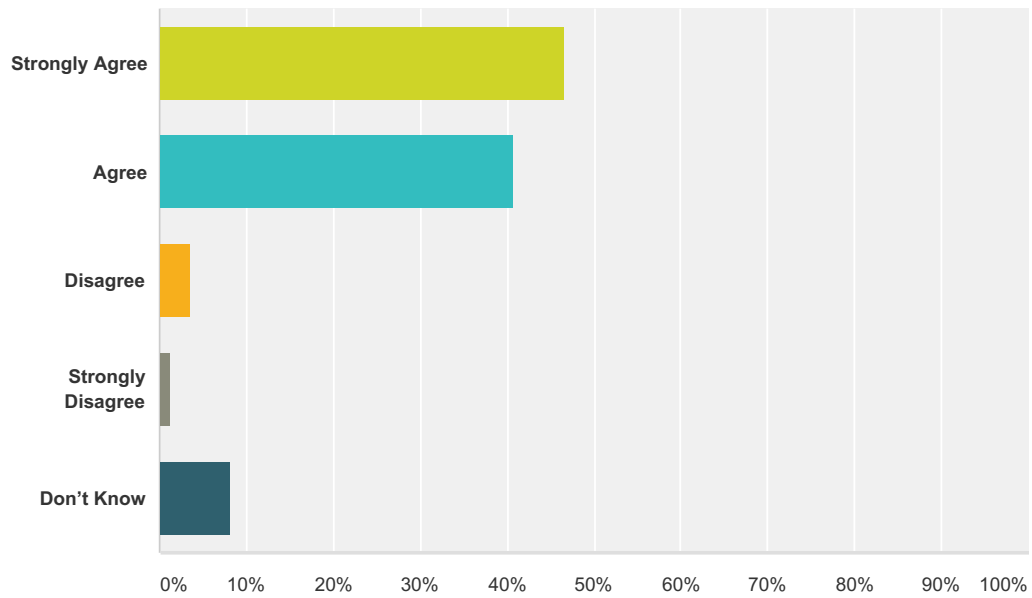
Answered: 86 Skipped: 0



Answer Choices	Responses	
Strongly Agree	65.12%	56
Agree	30.23%	26
Disagree	2.33%	2
Strongly Disagree	0.00%	0
Don't Know	2.33%	2
Total		86

Q12 Discipline is handled in a fair and reasonable manner in my child's school.

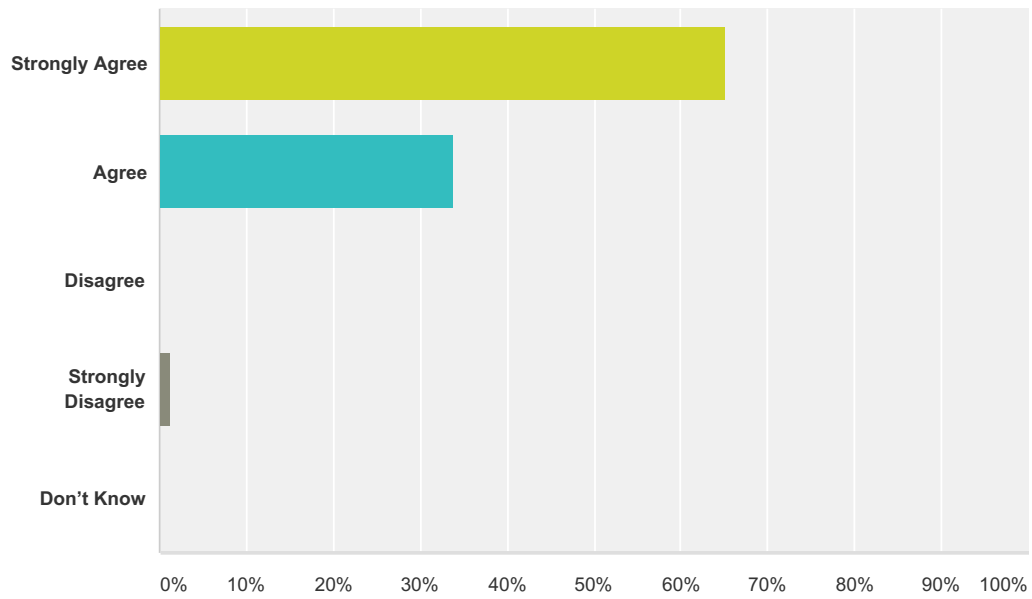
Answered: 86 Skipped: 0



Answer Choices	Responses	Count
Strongly Agree	46.51%	40
Agree	40.70%	35
Disagree	3.49%	3
Strongly Disagree	1.16%	1
Don't Know	8.14%	7
Total		86

Q13 My child's school is safe.

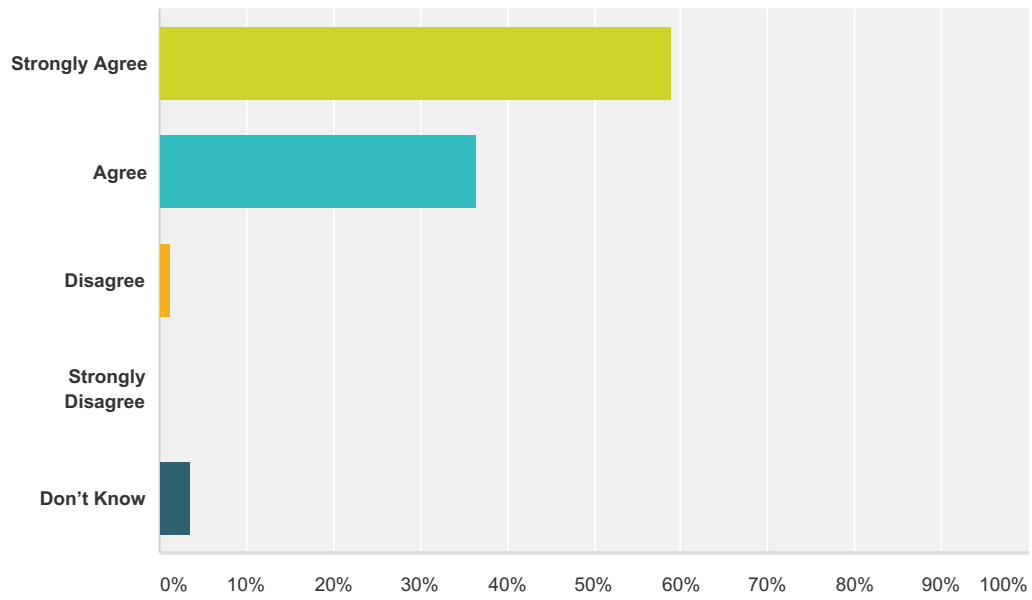
Answered: 86 Skipped: 0



Answer Choices	Responses	
Strongly Agree	65.12%	56
Agree	33.72%	29
Disagree	0.00%	0
Strongly Disagree	1.16%	1
Don't Know	0.00%	0
Total		86

Q14 There is open and honest communication within my child's school.

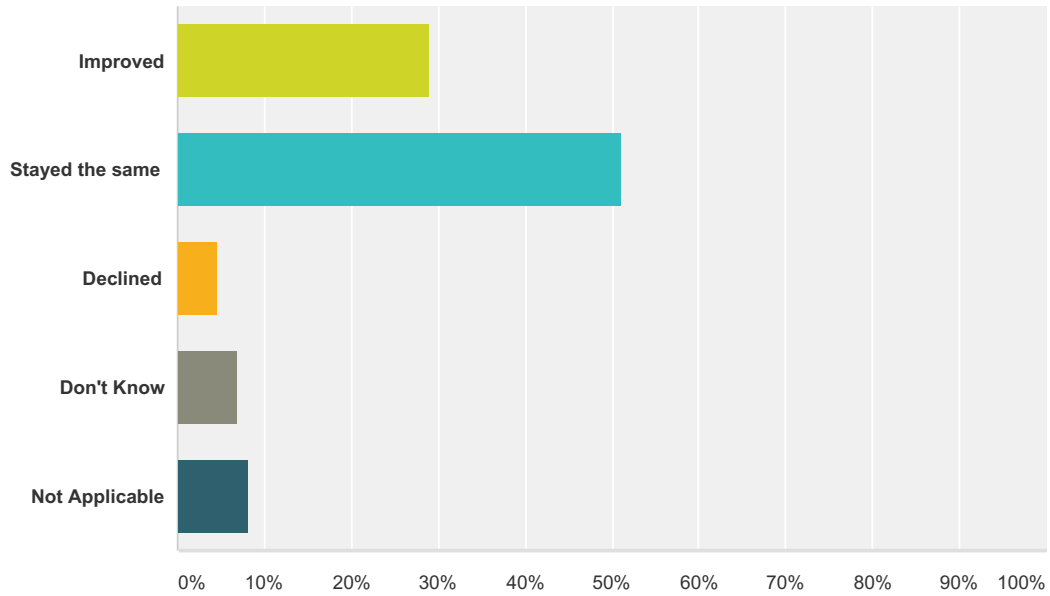
Answered: 85 Skipped: 1



Answer Choices	Responses	
Strongly Agree	58.82%	50
Agree	36.47%	31
Disagree	1.18%	1
Strongly Disagree	0.00%	0
Don't Know	3.53%	3
Total		85

Q15 In your opinion, has the quality of education that your child experienced at school improved, stayed the same, or declined in the past three years?

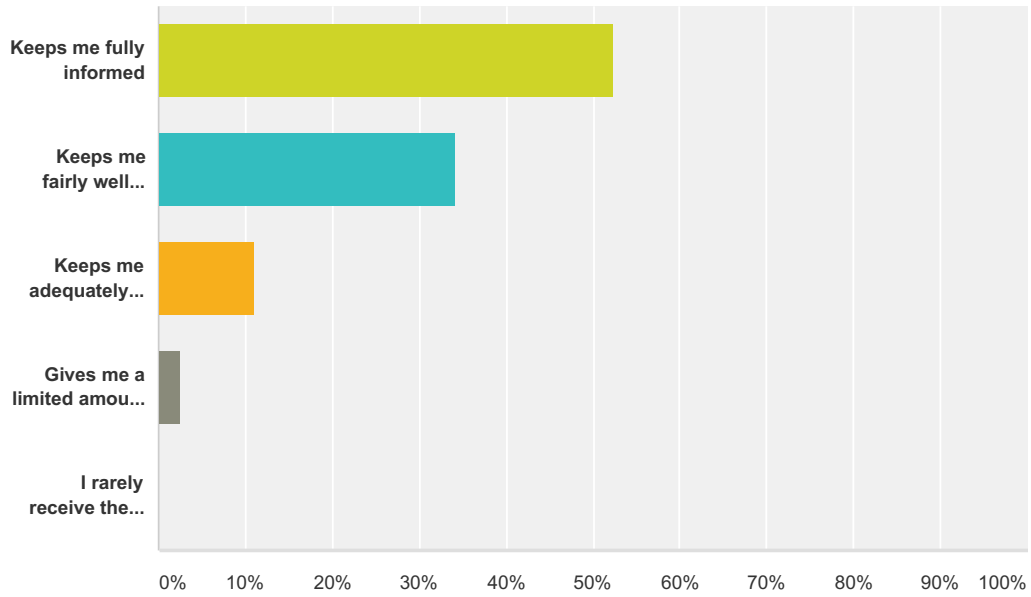
Answered: 86 Skipped: 0



Answer Choices	Responses
Improved	29.07% 25
Stayed the same	51.16% 44
Declined	4.65% 4
Don't Know	6.98% 6
Not Applicable	8.14% 7
Total	86

Q16 Elk Island Public Schools appreciates the opportunity to stay connected with parents about news, activities, programs and other matters of importance. What is your impression of the communications you receive from your school?

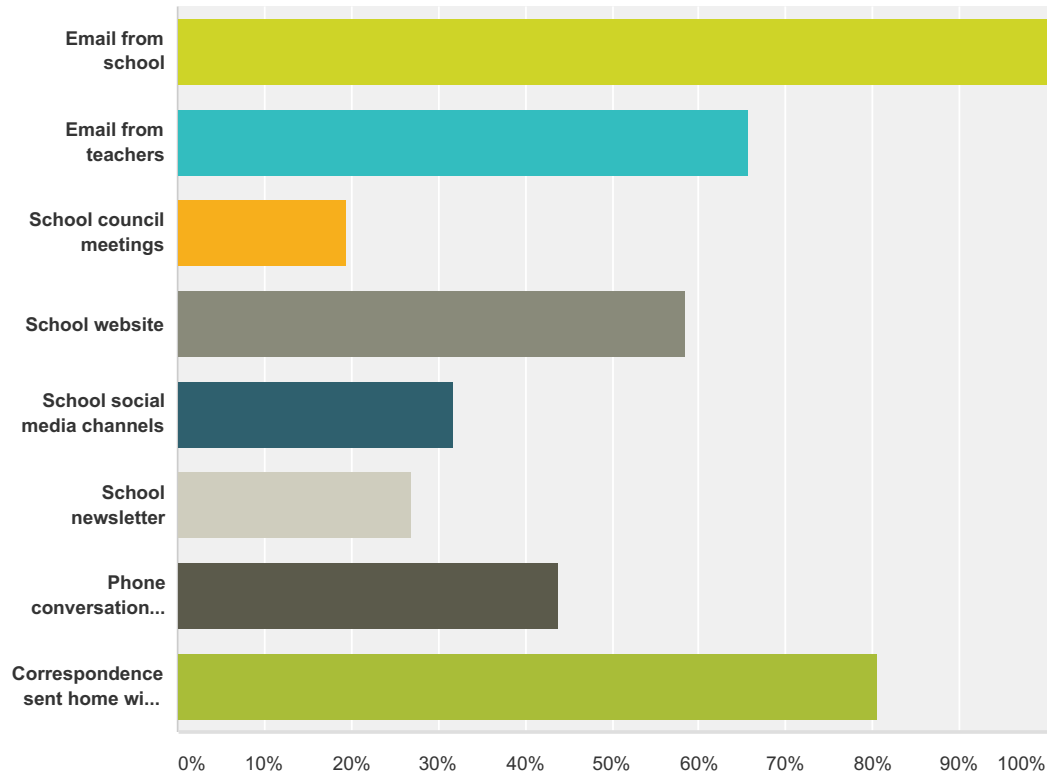
Answered: 82 Skipped: 4



Answer Choices	Responses
Keeps me fully informed	52.44% 43
Keeps me fairly well informed	34.15% 28
Keeps me adequately informed	10.98% 9
Gives me a limited amount of information	2.44% 2
I rarely receive the information I need	0.00% 0
Total	82

Q17 Do you regularly make use of the following to keep up to date on school activities, programs, etc.? Check all that apply.

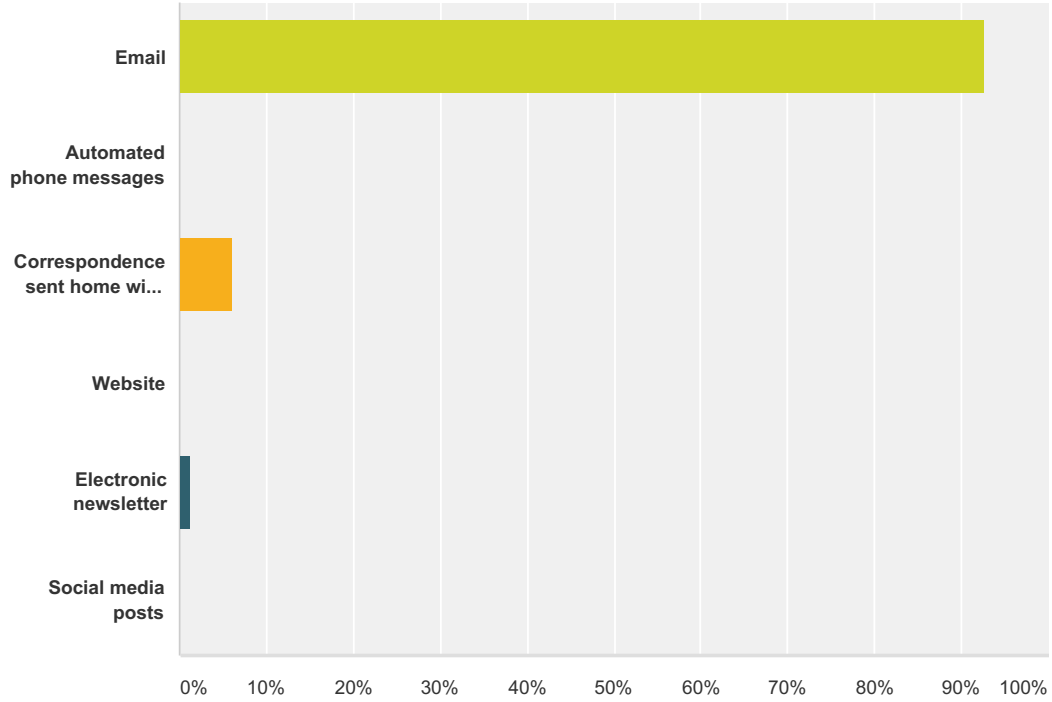
Answered: 82 Skipped: 4



Answer Choices	Responses	Count
Email from school	100.00%	82
Email from teachers	65.85%	54
School council meetings	19.51%	16
School website	58.54%	48
School social media channels	31.71%	26
School newsletter	26.83%	22
Phone conversations with school and/or teachers	43.90%	36
Correspondence sent home with your child	80.49%	66
Total Respondents: 82		

Q18 What is your most preferred method of communications from the school and Division?

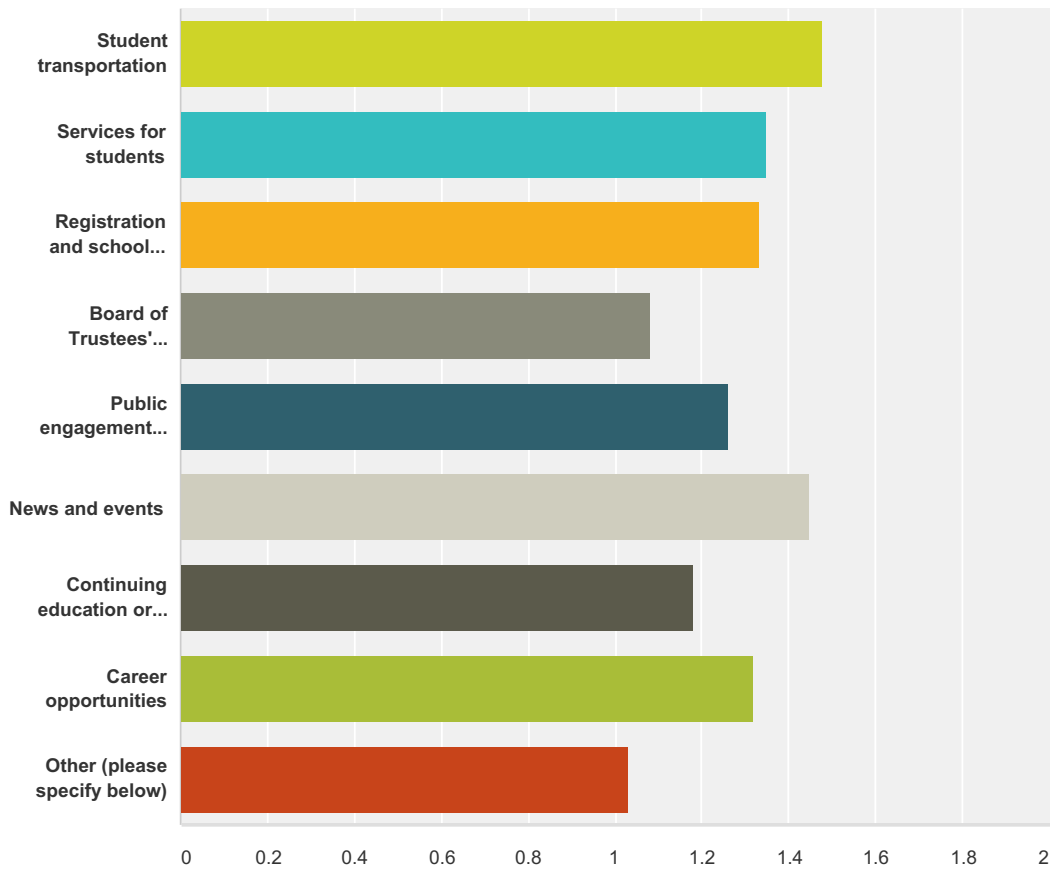
Answered: 82 Skipped: 4



Answer Choices	Responses	
Email	92.68%	76
Automated phone messages	0.00%	0
Correspondence sent home with your child	6.10%	5
Website	0.00%	0
Electronic newsletter	1.22%	1
Social media posts	0.00%	0
Total		82

Q19 Do you visit the Division website (www.eips.ca) for information on:

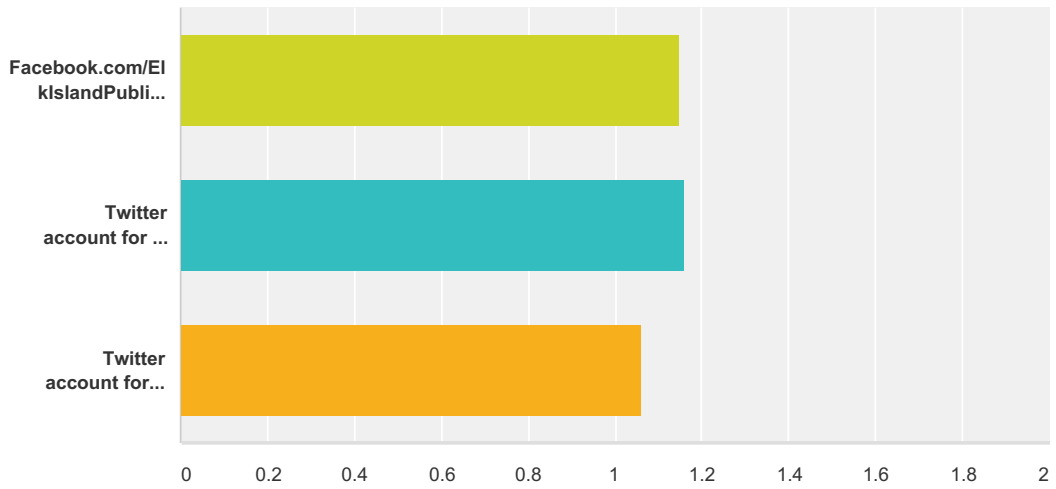
Answered: 82 Skipped: 4



	Yes	No	Total	Weighted Average
Student transportation	47.50% 38	52.50% 42	80	1.48
Services for students	35.00% 28	65.00% 52	80	1.35
Registration and school boundaries	33.33% 26	66.67% 52	78	1.33
Board of Trustees' meetings	7.79% 6	92.21% 71	77	1.08
Public engagement initiatives	25.97% 20	74.03% 57	77	1.26
News and events	45.00% 36	55.00% 44	80	1.45
Continuing education or summer courses	17.95% 14	82.05% 64	78	1.18
Career opportunities	32.05% 25	67.95% 53	78	1.32
Other (please specify below)	3.39% 2	96.61% 57	59	1.03

Q20 Elk Island Public Schools shares news and information on its social media channels. Do you follow:

Answered: 82 Skipped: 4



	Yes	No	Total	Weighted Average
Facebook.com/ElkIslandPublicSchools	14.63% 12	85.37% 70	82	1.15
Twitter account for the Division (@eips)	15.85% 13	84.15% 69	82	1.16
Twitter account for EIPS Student Transportation (@eipsST)	6.10% 5	93.90% 77	82	1.06