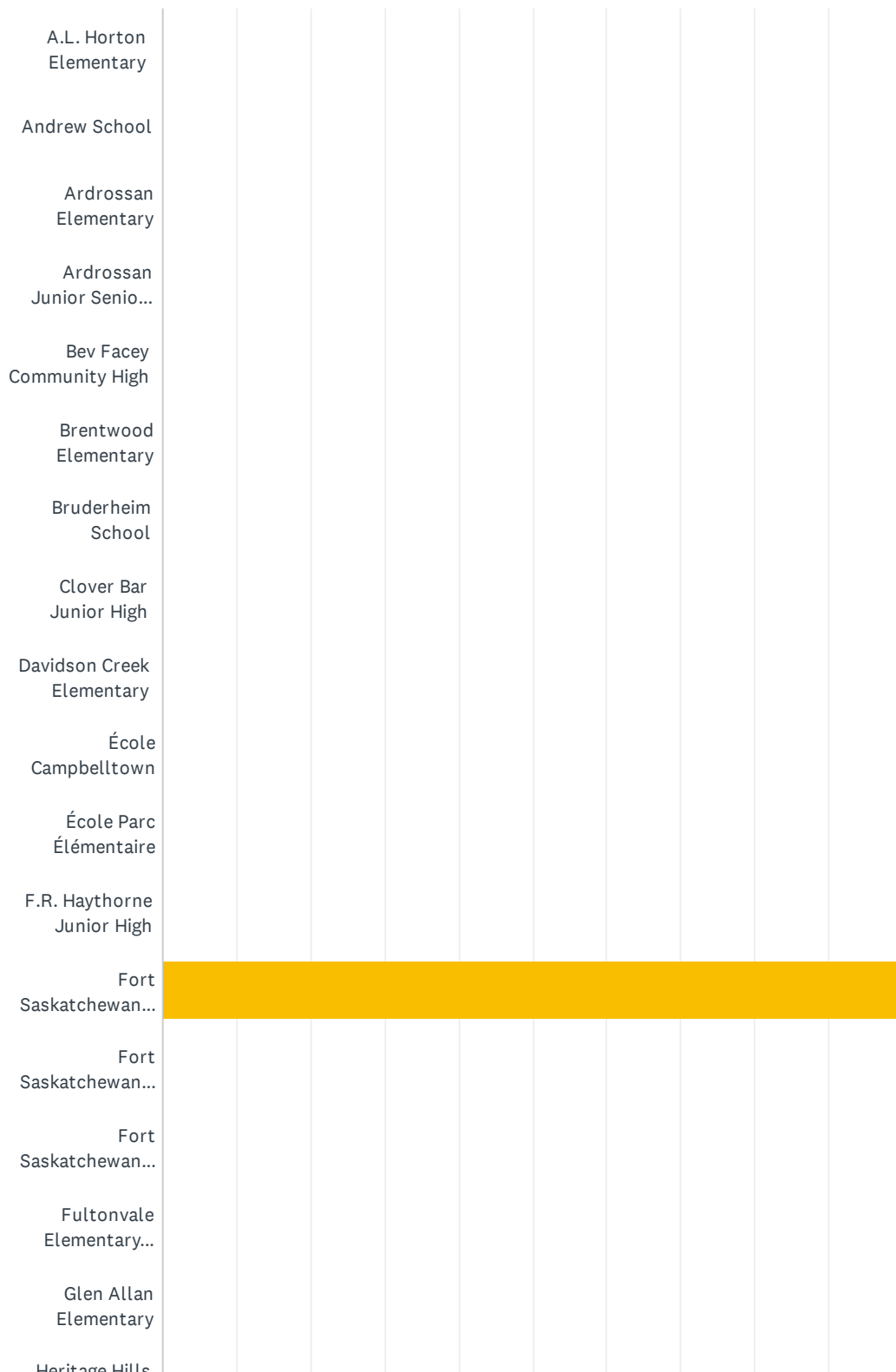


Q1 What school does your child currently attend? If you have more than one child attending an EIPS school or a child who attends classes at more than one school, complete this survey for each one.

Answered: 76 Skipped: 0



2022-23 EIPS Annual Feedback Survey: Parents and Caregivers

Heritage Hills Elementary									
James Mowat Elementary									
Lakeland Ridge									
Lamont Elementary									
Lamont High									
Mills Haven Elementary									
Mundare School									
Next Step/Outreach									
Pine Street Elementary									
Rudolph Hennig Junior High									
Salisbury Composite High									
Sherwood Heights Juni...									
SouthPointe School									
Strathcona Christian...									
Strathcona Christian...									
Uncas Elementary									
Vegreville Composite High									
Wes Hosford Elementary									
Westboro Elementary									
Win Ferguson Elementary									
Woodbridge Farms...									

2022-23 EIPS Annual Feedback Survey: Parents and Caregivers

0% 10% 20% 30% 40% 50% 60% 70% 80% 90% 100%

2022-23 EIPS Annual Feedback Survey: Parents and Caregivers

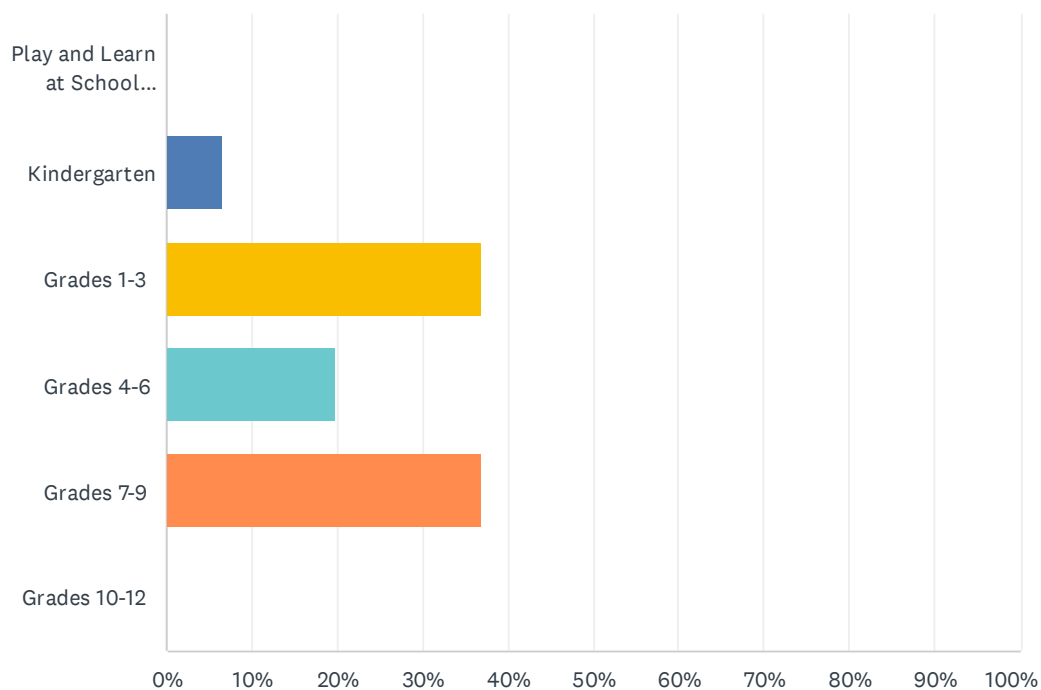
ANSWER CHOICES	RESPONSES	
A.L. Horton Elementary	0.00%	0
Andrew School	0.00%	0
Ardrossan Elementary	0.00%	0
Ardrossan Junior Senior High	0.00%	0
Bev Facey Community High	0.00%	0
Brentwood Elementary	0.00%	0
Bruderheim School	0.00%	0
Clover Bar Junior High	0.00%	0
Davidson Creek Elementary	0.00%	0
École Campbelltown	0.00%	0
École Parc Élémentaire	0.00%	0
F.R. Haythorne Junior High	0.00%	0
Fort Saskatchewan Christian	100.00%	76
Fort Saskatchewan Elementary	0.00%	0
Fort Saskatchewan High	0.00%	0
Fultonvale Elementary Junior High	0.00%	0
Glen Allan Elementary	0.00%	0
Heritage Hills Elementary	0.00%	0
James Mowat Elementary	0.00%	0
Lakeland Ridge	0.00%	0
Lamont Elementary	0.00%	0
Lamont High	0.00%	0
Mills Haven Elementary	0.00%	0
Mundare School	0.00%	0
Next Step/Outreach	0.00%	0
Pine Street Elementary	0.00%	0
Rudolph Hennig Junior High	0.00%	0
Salisbury Composite High	0.00%	0
Sherwood Heights Junior High	0.00%	0
SouthPointe School	0.00%	0
Strathcona Christian Academy Elementary	0.00%	0
Strathcona Christian Academy Secondary	0.00%	0

2022-23 EIPS Annual Feedback Survey: Parents and Caregivers

Uncas Elementary	0.00%	0
Vegreville Composite High	0.00%	0
Wes Hosford Elementary	0.00%	0
Westboro Elementary	0.00%	0
Win Ferguson Elementary	0.00%	0
Woodbridge Farms Elementary	0.00%	0
TOTAL		76

Q2 What grade is your child currently in?

Answered: 76 Skipped: 0



ANSWER CHOICES	RESPONSES	
Play and Learn at School (PALS)	0.00%	0
Kindergarten	6.58%	5
Grades 1-3	36.84%	28
Grades 4-6	19.74%	15
Grades 7-9	36.84%	28
Grades 10-12	0.00%	0
TOTAL		76

Q3 As a result of being in the Play and Learn at School (PALS) program, my child's demonstrating growth in their development.

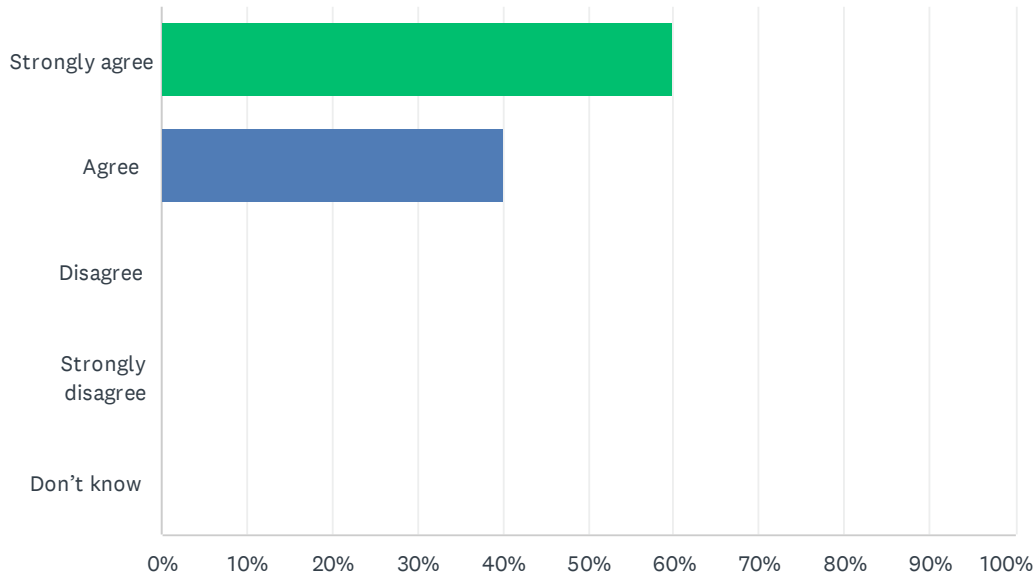
Answered: 0 Skipped: 76

 No matching responses.

ANSWER CHOICES	RESPONSES	
Strongly agree	0.00%	0
Agree	0.00%	0
Disagree	0.00%	0
Strongly disagree	0.00%	0
Don't know	0.00%	0
TOTAL		0

Q4 As a result of being in the kindergarten program, my child's becoming ready to enter Grade 1.

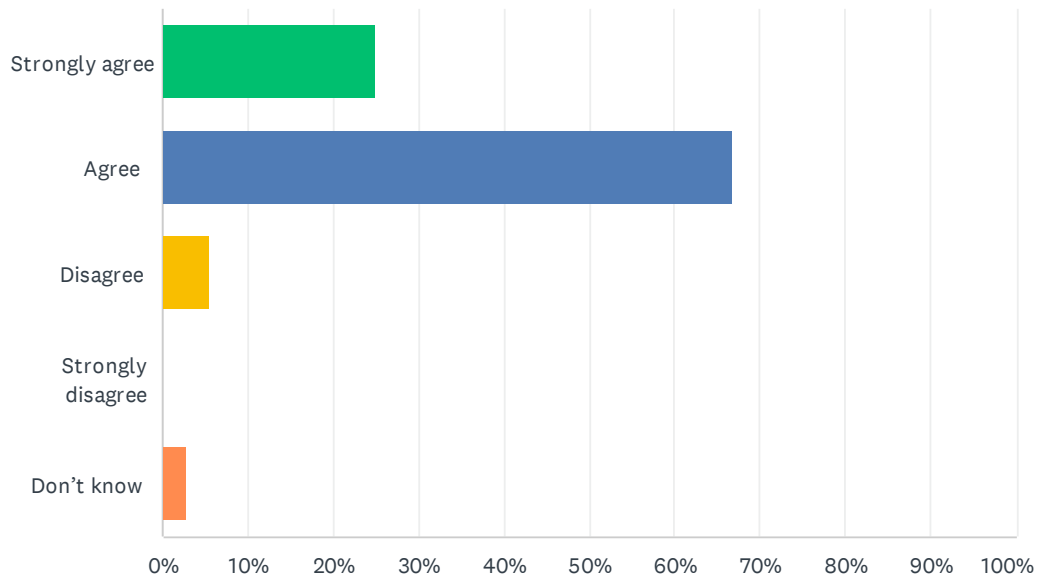
Answered: 5 Skipped: 71



ANSWER CHOICES	RESPONSES	
Strongly agree	60.00%	3
Agree	40.00%	2
Disagree	0.00%	0
Strongly disagree	0.00%	0
Don't know	0.00%	0
TOTAL		5

Q5 My child's individual needs are met.

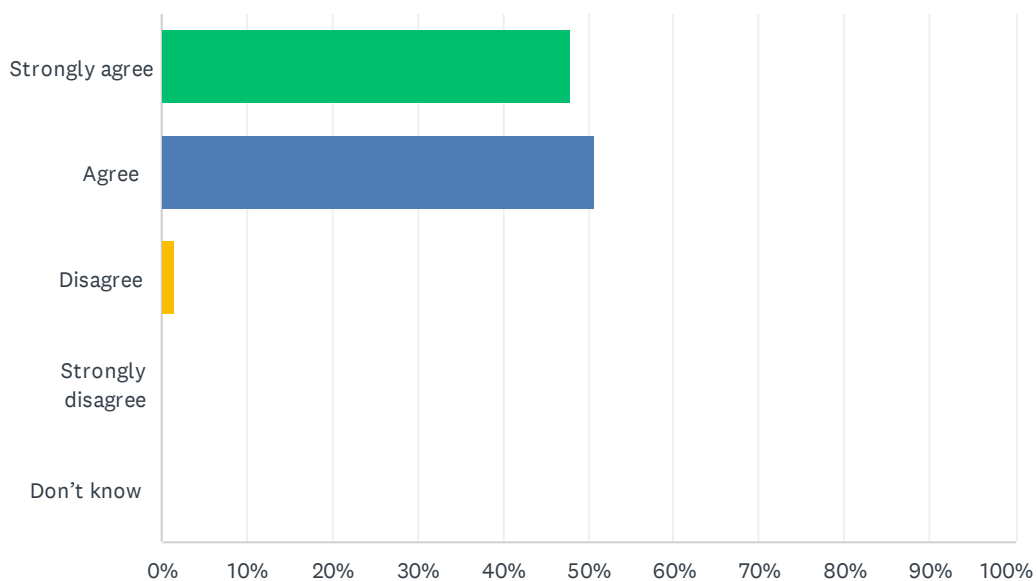
Answered: 72 Skipped: 4



ANSWER CHOICES	RESPONSES	
Strongly agree	25.00%	18
Agree	66.67%	48
Disagree	5.56%	4
Strongly disagree	0.00%	0
Don't know	2.78%	2
TOTAL		72

Q6 My child's encouraged to do their best.

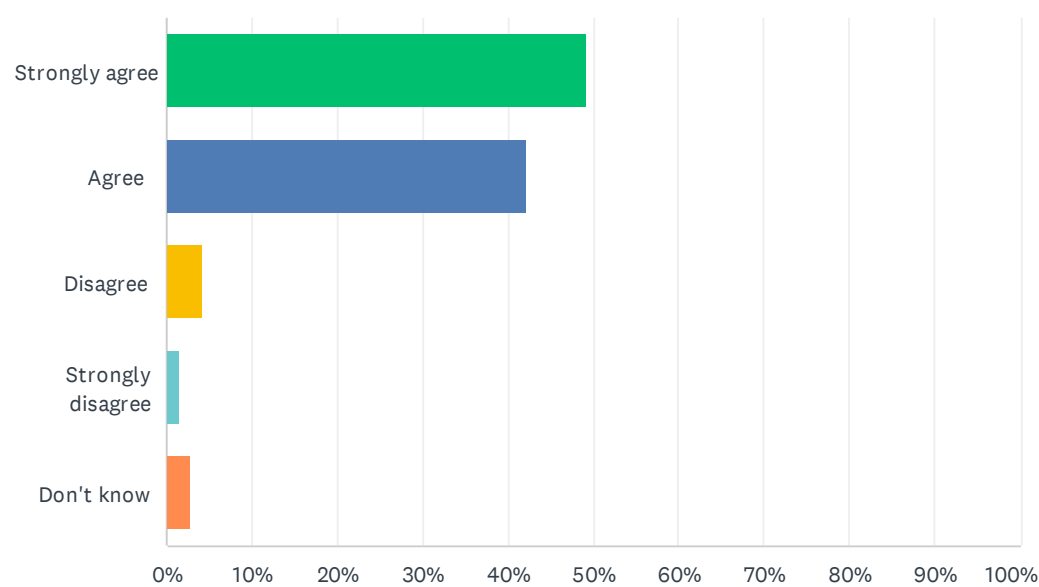
Answered: 71 Skipped: 5



ANSWER CHOICES	RESPONSES	
Strongly agree	47.89%	34
Agree	50.70%	36
Disagree	1.41%	1
Strongly disagree	0.00%	0
Don't know	0.00%	0
TOTAL		71

Q7 My child's demonstrating growth in literacy.

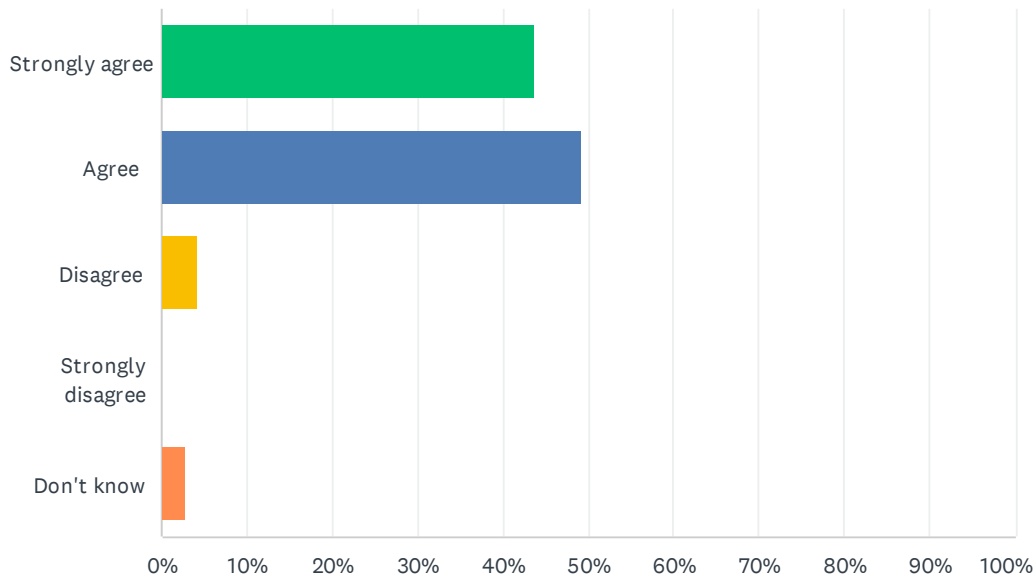
Answered: 71 Skipped: 5



ANSWER CHOICES	RESPONSES	
Strongly agree	49.30%	35
Agree	42.25%	30
Disagree	4.23%	3
Strongly disagree	1.41%	1
Don't know	2.82%	2
TOTAL		71

Q8 My child's demonstrating growth in numeracy.

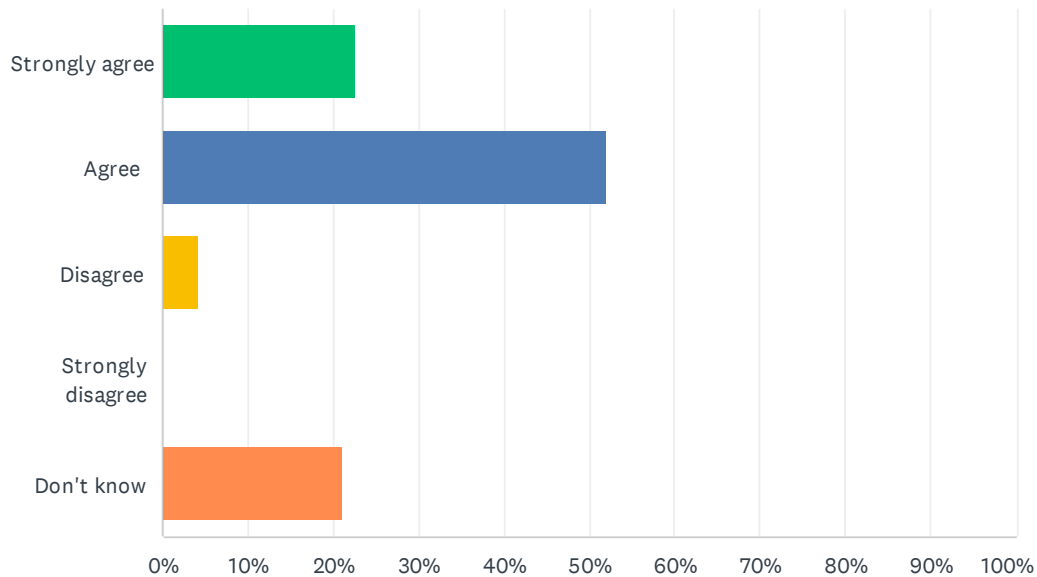
Answered: 71 Skipped: 5



ANSWER CHOICES	RESPONSES	
Strongly agree	43.66%	31
Agree	49.30%	35
Disagree	4.23%	3
Strongly disagree	0.00%	0
Don't know	2.82%	2
TOTAL		71

Q9 My child has an understanding of First Nations, Métis and Inuit culture and history.

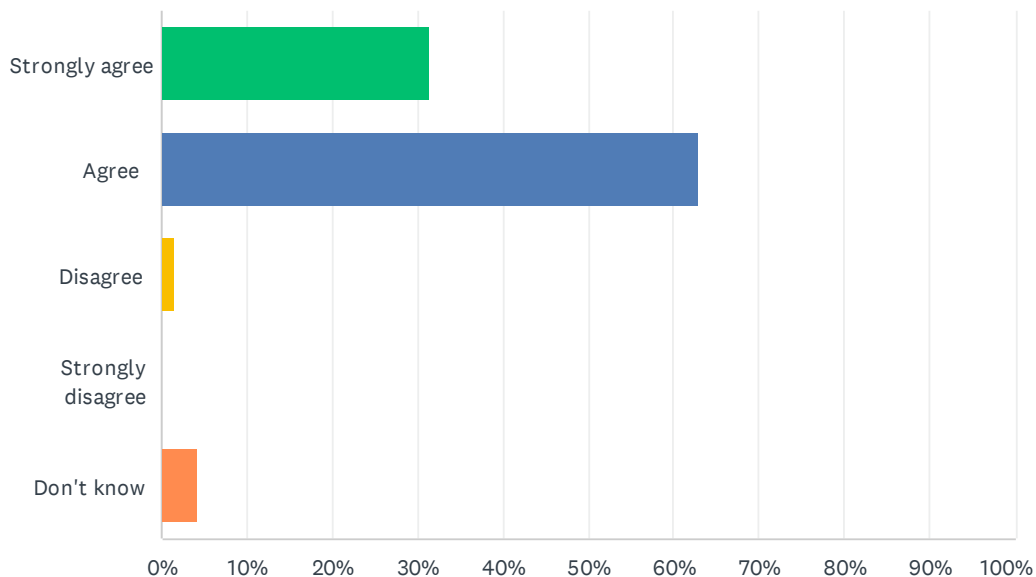
Answered: 71 Skipped: 5



ANSWER CHOICES	RESPONSES	
Strongly agree	22.54%	16
Agree	52.11%	37
Disagree	4.23%	3
Strongly disagree	0.00%	0
Don't know	21.13%	15
TOTAL		71

Q10 My child's learning the knowledge, skills and attitudes necessary to be successful in life.

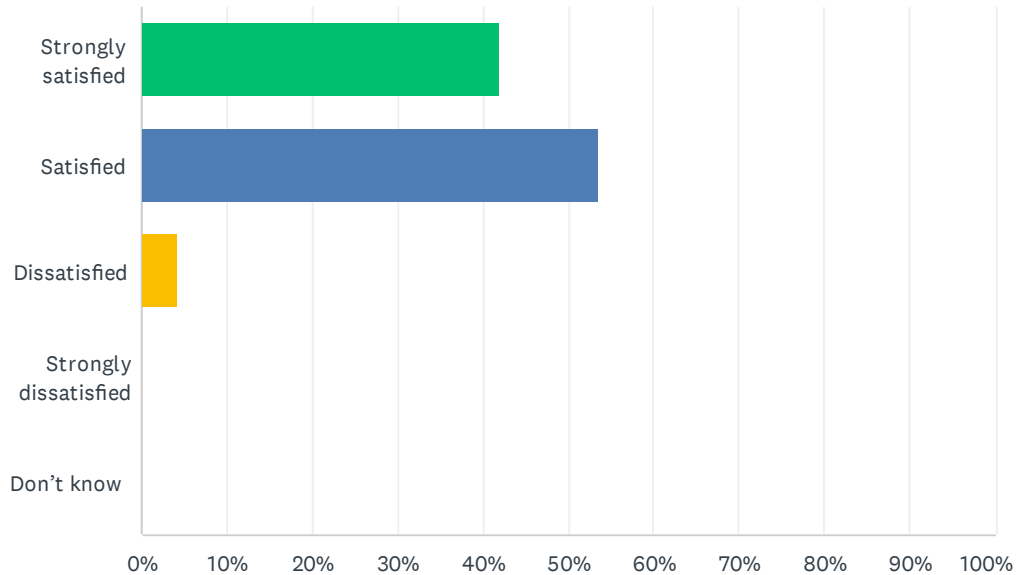
Answered: 70 Skipped: 6



ANSWER CHOICES	RESPONSES	
Strongly agree	31.43%	22
Agree	62.86%	44
Disagree	1.43%	1
Strongly disagree	0.00%	0
Don't know	4.29%	3
TOTAL		70

Q11 How satisfied are you with the quality of education your child's receiving at school?

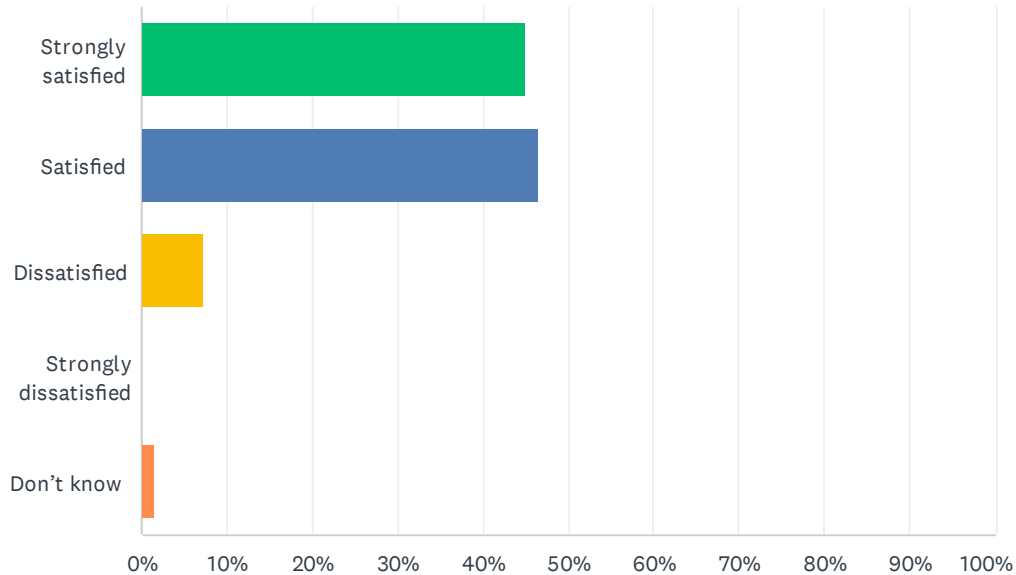
Answered: 69 Skipped: 7



ANSWER CHOICES	RESPONSES	
Strongly satisfied	42.03%	29
Satisfied	53.62%	37
Dissatisfied	4.35%	3
Strongly dissatisfied	0.00%	0
Don't know	0.00%	0
TOTAL		69

Q12 How satisfied are you with the quality of teaching at your child's school?

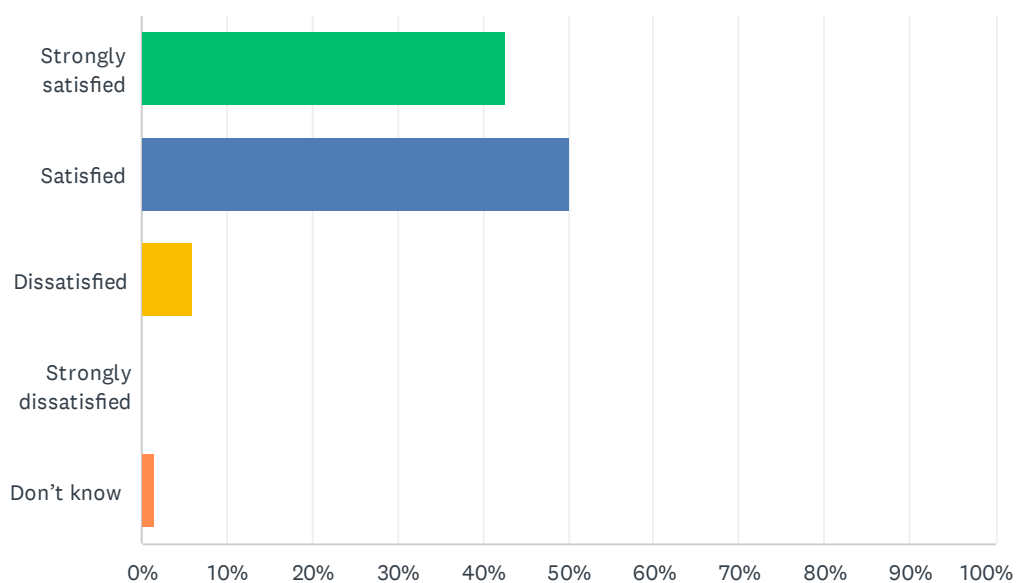
Answered: 69 Skipped: 7



ANSWER CHOICES	RESPONSES	
Strongly satisfied	44.93%	31
Satisfied	46.38%	32
Dissatisfied	7.25%	5
Strongly dissatisfied	0.00%	0
Don't know	1.45%	1
TOTAL		69

Q13 How satisfied are you with the leadership at your child's school?

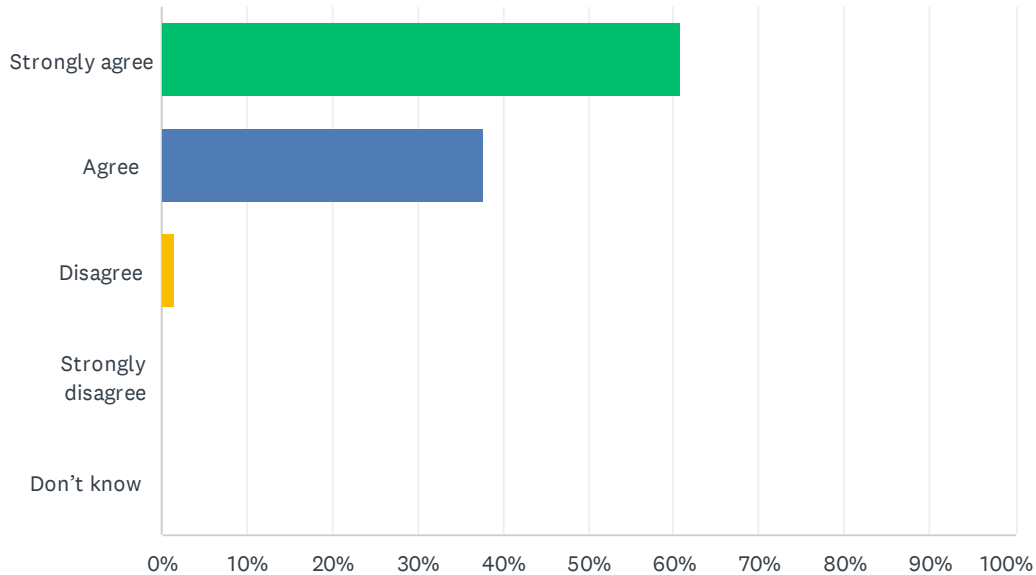
Answered: 68 Skipped: 8



ANSWER CHOICES	RESPONSES	
Strongly satisfied	42.65%	29
Satisfied	50.00%	34
Dissatisfied	5.88%	4
Strongly dissatisfied	0.00%	0
Don't know	1.47%	1
TOTAL		68

Q14 My child's school encourages my child to be a responsible, respectful and engaged citizen.

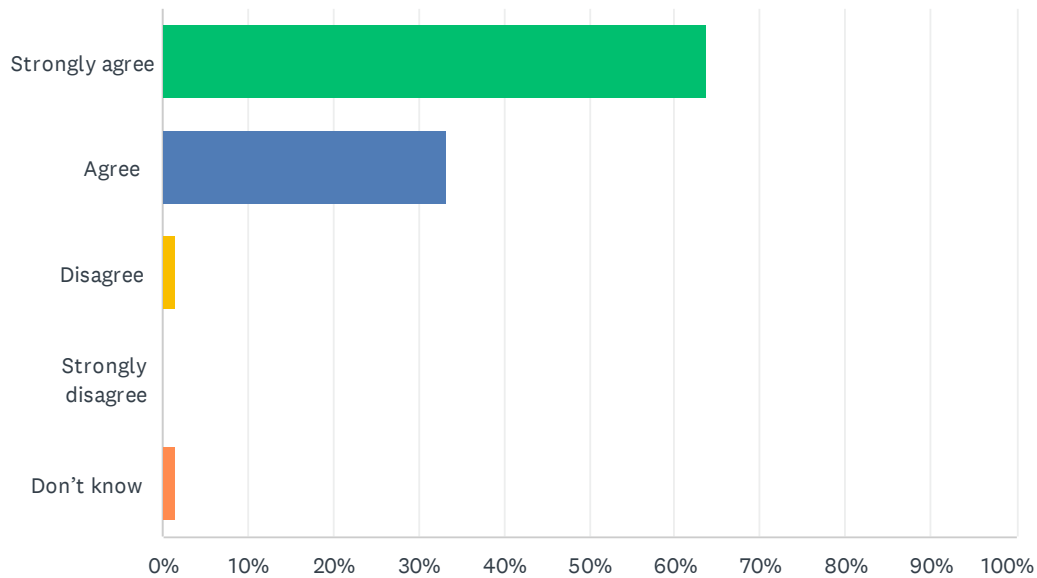
Answered: 69 Skipped: 7



ANSWER CHOICES	RESPONSES	
Strongly agree	60.87%	42
Agree	37.68%	26
Disagree	1.45%	1
Strongly disagree	0.00%	0
Don't know	0.00%	0
TOTAL		69

Q15 School staff care about my child.

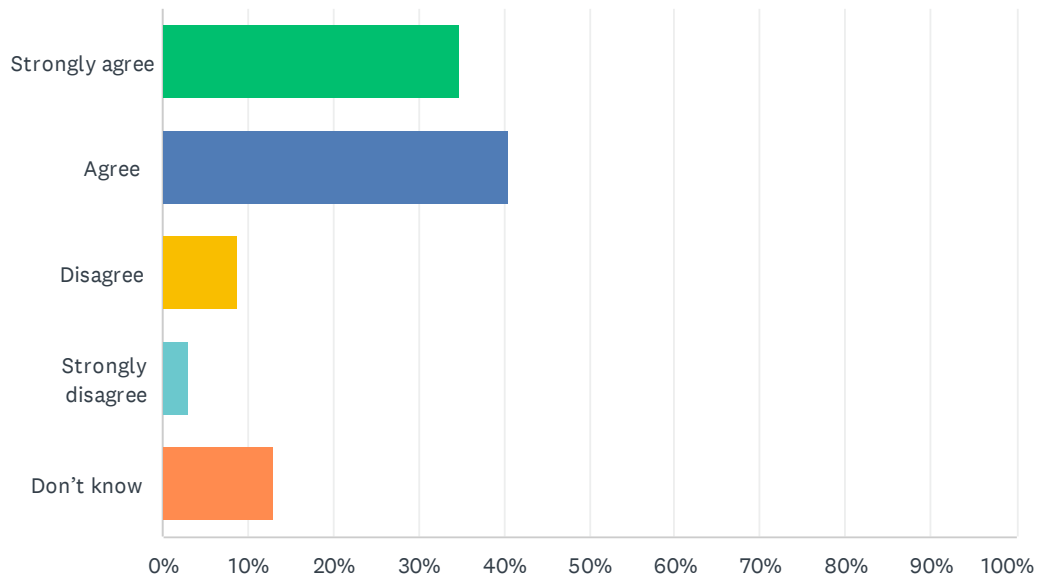
Answered: 69 Skipped: 7



ANSWER CHOICES	RESPONSES	
Strongly agree	63.77%	44
Agree	33.33%	23
Disagree	1.45%	1
Strongly disagree	0.00%	0
Don't know	1.45%	1
TOTAL		69

Q16 My child's school handles discipline fairly and reasonably.

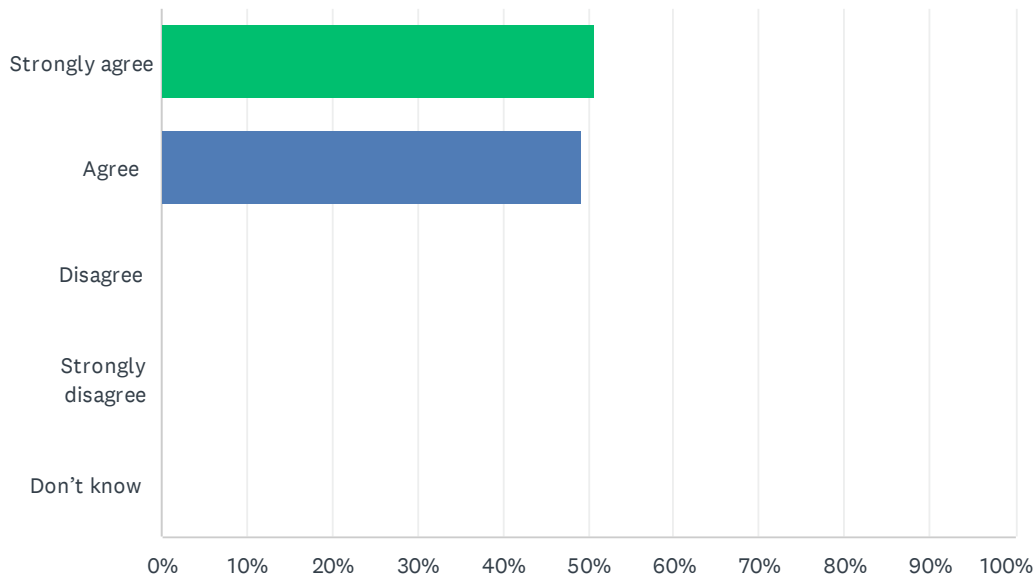
Answered: 69 Skipped: 7



ANSWER CHOICES	RESPONSES	
Strongly agree	34.78%	24
Agree	40.58%	28
Disagree	8.70%	6
Strongly disagree	2.90%	2
Don't know	13.04%	9
TOTAL		69

Q17 My child's school is safe.

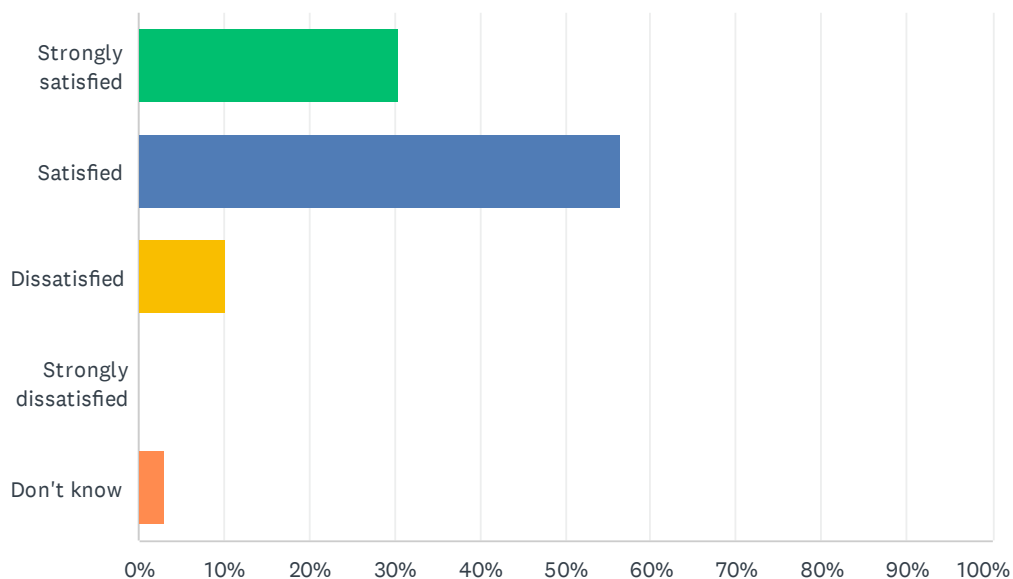
Answered: 69 Skipped: 7



ANSWER CHOICES	RESPONSES	
Strongly agree	50.72%	35
Agree	49.28%	34
Disagree	0.00%	0
Strongly disagree	0.00%	0
Don't know	0.00%	0
TOTAL		69

Q18 How satisfied are you with the resources available to support your child's learning?

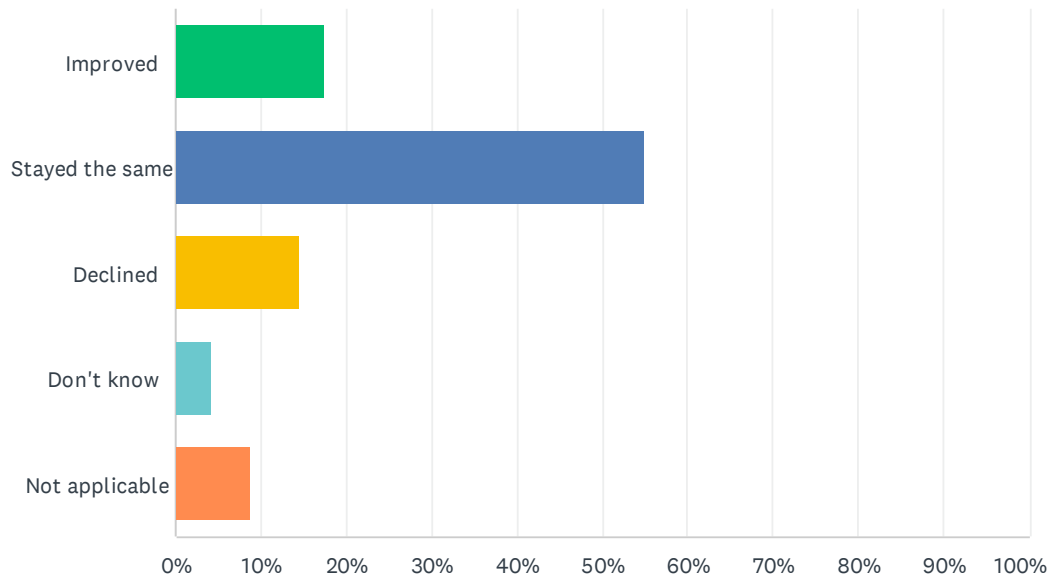
Answered: 69 Skipped: 7



ANSWER CHOICES	RESPONSES	
Strongly satisfied	30.43%	21
Satisfied	56.52%	39
Dissatisfied	10.14%	7
Strongly dissatisfied	0.00%	0
Don't know	2.90%	2
TOTAL		69

Q19 In your opinion, has the quality of education your child's experienced improved, stayed the same or declined in the past three years?

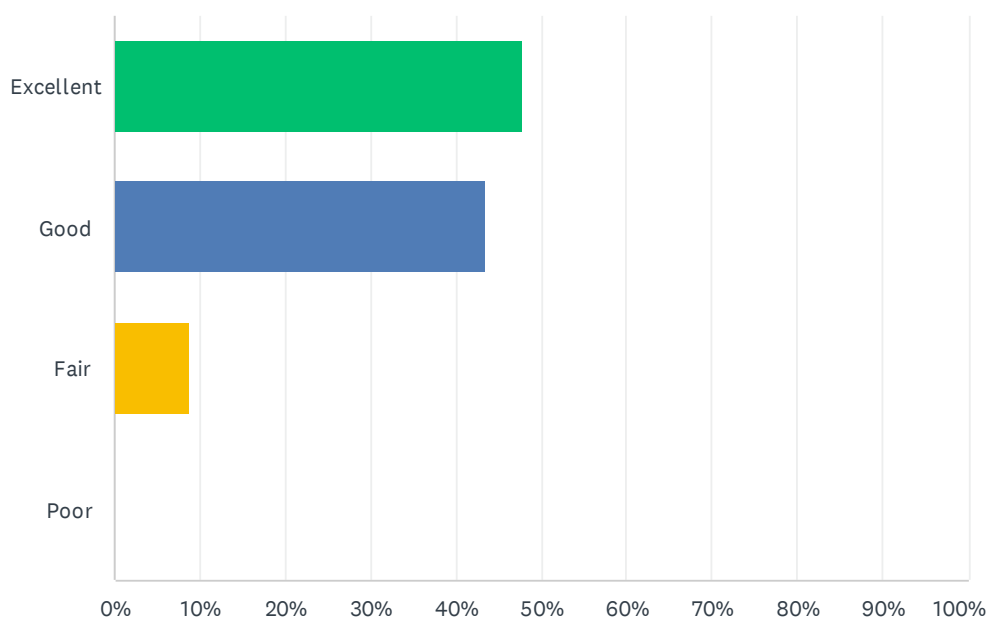
Answered: 69 Skipped: 7



ANSWER CHOICES	RESPONSES	
Improved	17.39%	12
Stayed the same	55.07%	38
Declined	14.49%	10
Don't know	4.35%	3
Not applicable	8.70%	6
TOTAL		69

Q20 How do you rate the physical condition of your child's school?

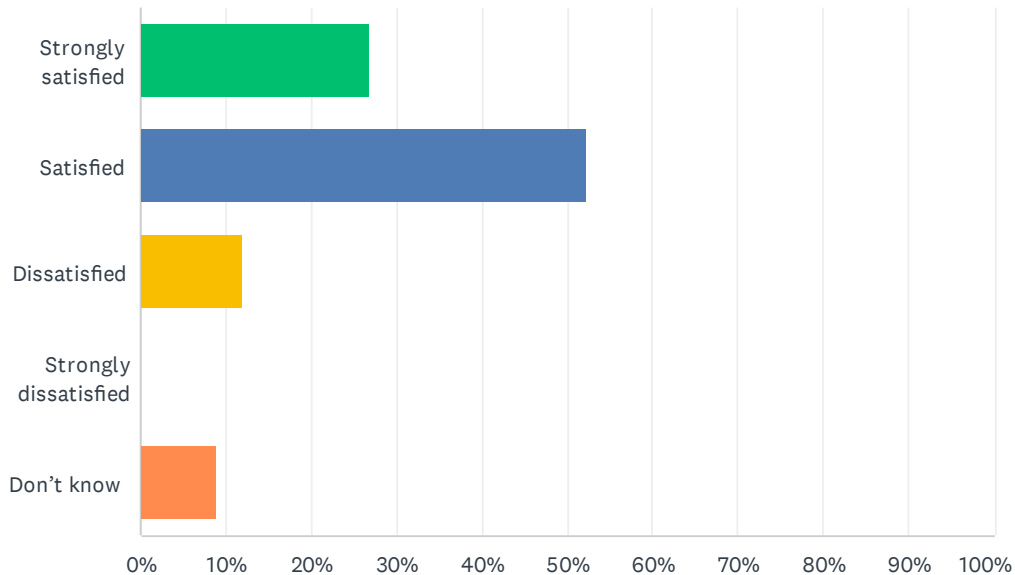
Answered: 69 Skipped: 7



ANSWER CHOICES	RESPONSES	
Excellent	47.83%	33
Good	43.48%	30
Fair	8.70%	6
Poor	0.00%	0
TOTAL		69

Q21 How satisfied are you with the opportunities provided to be involved in your child's education? Refer to the EIPS Parent Engagement overview for examples of involvement and engagement opportunities that help support student success.

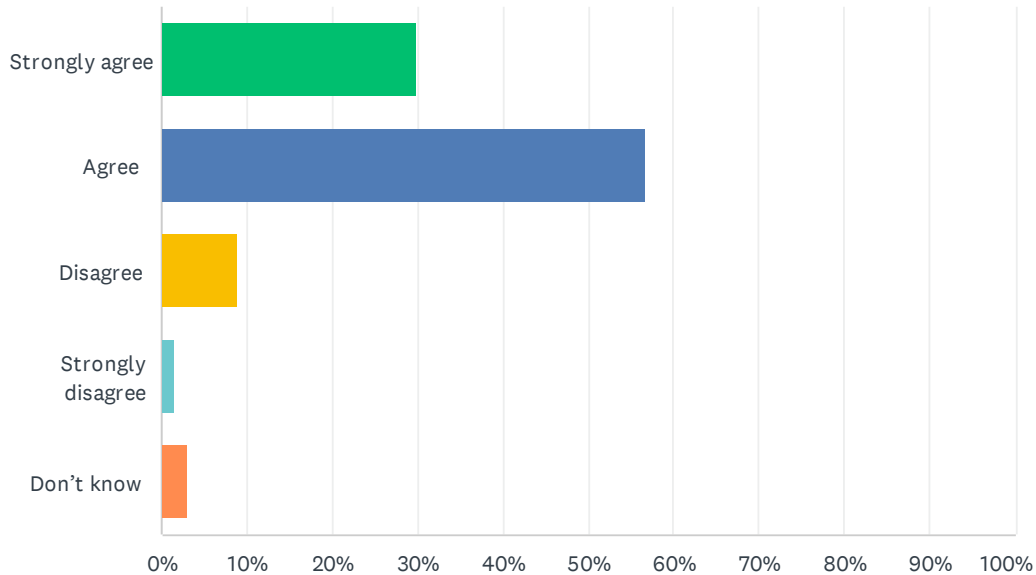
Answered: 67 Skipped: 9



ANSWER CHOICES	RESPONSES	
Strongly satisfied	26.87%	18
Satisfied	52.24%	35
Dissatisfied	11.94%	8
Strongly dissatisfied	0.00%	0
Don't know	8.96%	6
TOTAL		67

Q22 The school keeps me informed about my child's progress and achievement.

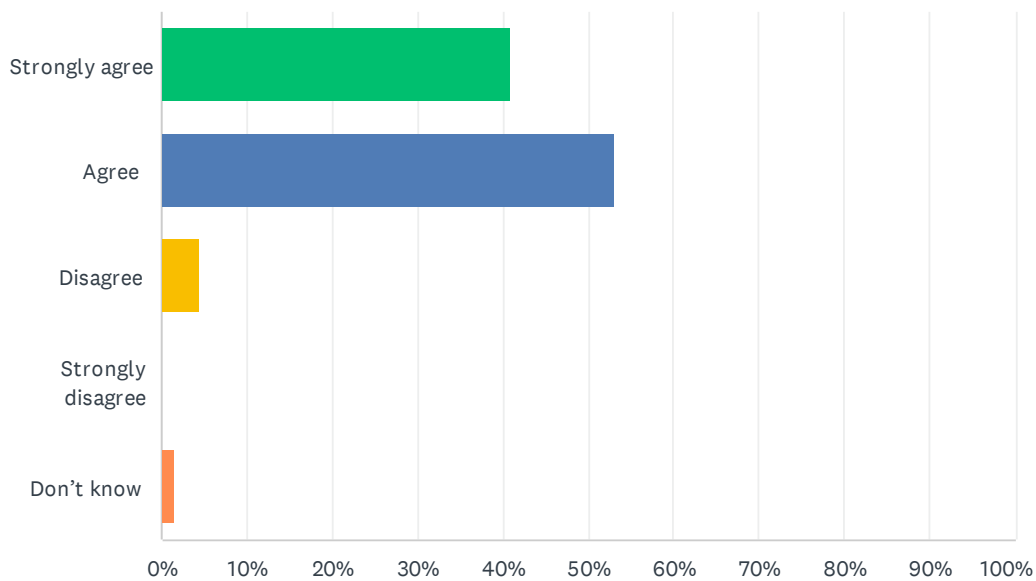
Answered: 67 Skipped: 9



ANSWER CHOICES	RESPONSES	
Strongly agree	29.85%	20
Agree	56.72%	38
Disagree	8.96%	6
Strongly disagree	1.49%	1
Don't know	2.99%	2
TOTAL		67

Q23 There is open and honest communication within my child's school.

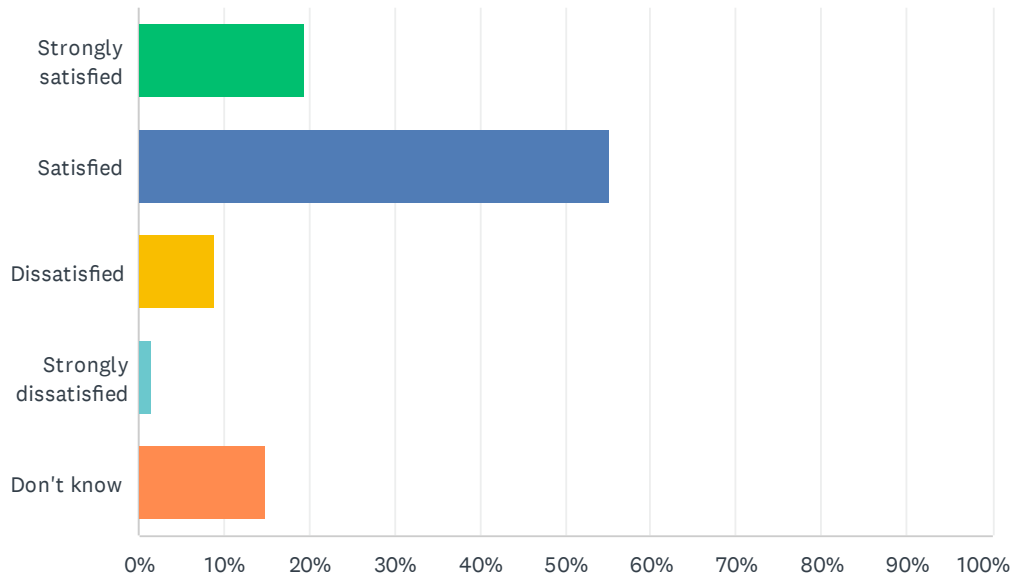
Answered: 66 Skipped: 10



ANSWER CHOICES	RESPONSES	
Strongly agree	40.91%	27
Agree	53.03%	35
Disagree	4.55%	3
Strongly disagree	0.00%	0
Don't know	1.52%	1
TOTAL		66

Q24 How satisfied are you with the Division's commitment to engaging stakeholders—including parents and caregivers—about matters that affect decision-making and public education?

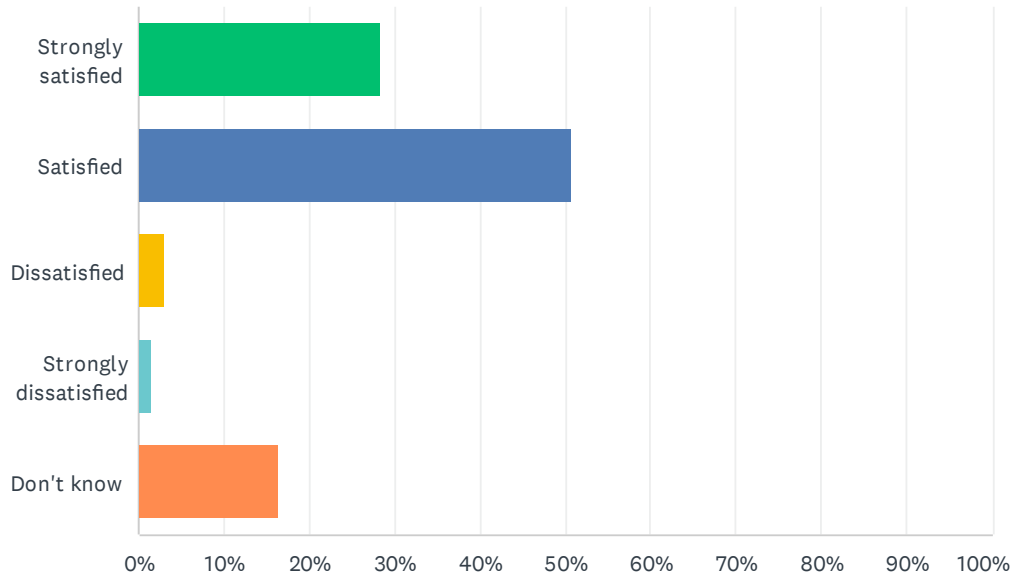
Answered: 67 Skipped: 9



ANSWER CHOICES	RESPONSES	
Strongly satisfied	19.40%	13
Satisfied	55.22%	37
Dissatisfied	8.96%	6
Strongly dissatisfied	1.49%	1
Don't know	14.93%	10
TOTAL		67

Q25 How satisfied are you with the Division's commitment to advocating for public education?

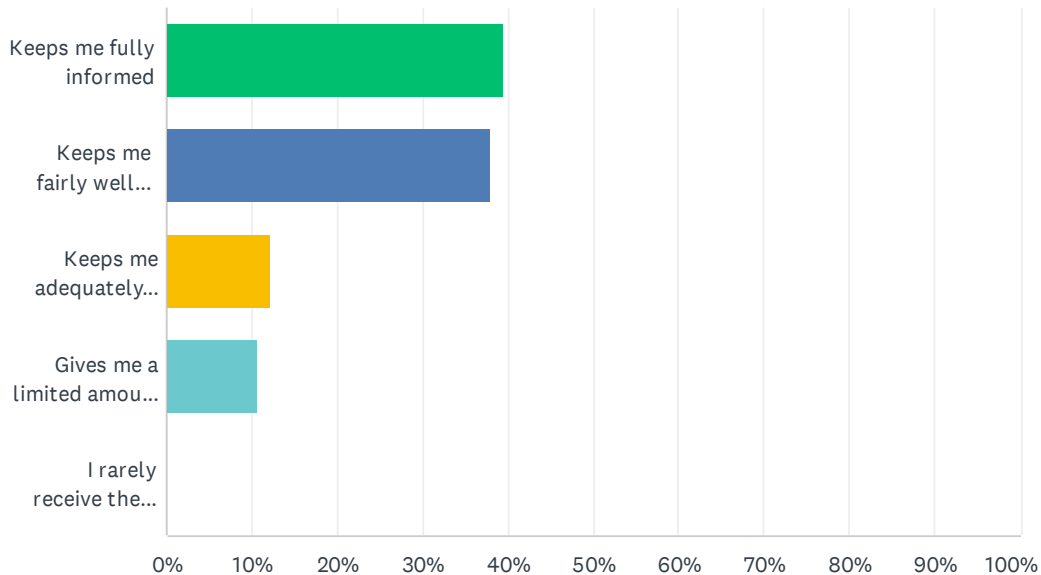
Answered: 67 Skipped: 9



ANSWER CHOICES	RESPONSES	
Strongly satisfied	28.36%	19
Satisfied	50.75%	34
Dissatisfied	2.99%	2
Strongly dissatisfied	1.49%	1
Don't know	16.42%	11
TOTAL		67

Q26 Elk Island Public Schools appreciates the opportunity to stay connected with parents about news, activities, programs and other matters of importance. What is your impression of the communication you receive from your child's school?

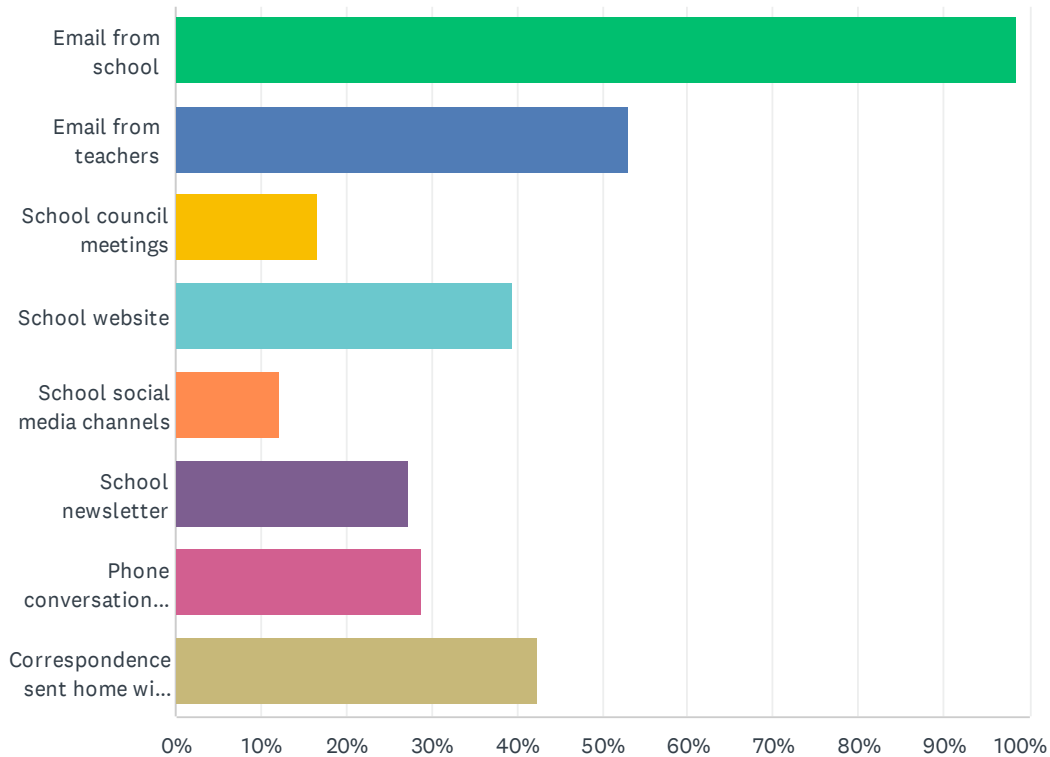
Answered: 66 Skipped: 10



ANSWER CHOICES	RESPONSES	
Keeps me fully informed	39.39%	26
Keeps me fairly well informed	37.88%	25
Keeps me adequately informed	12.12%	8
Gives me a limited amount of information	10.61%	7
I rarely receive the information I need	0.00%	0
TOTAL		66

Q27 Do you regularly make use of the following to keep up to date on school activities, programs, etc.? Check all that apply.

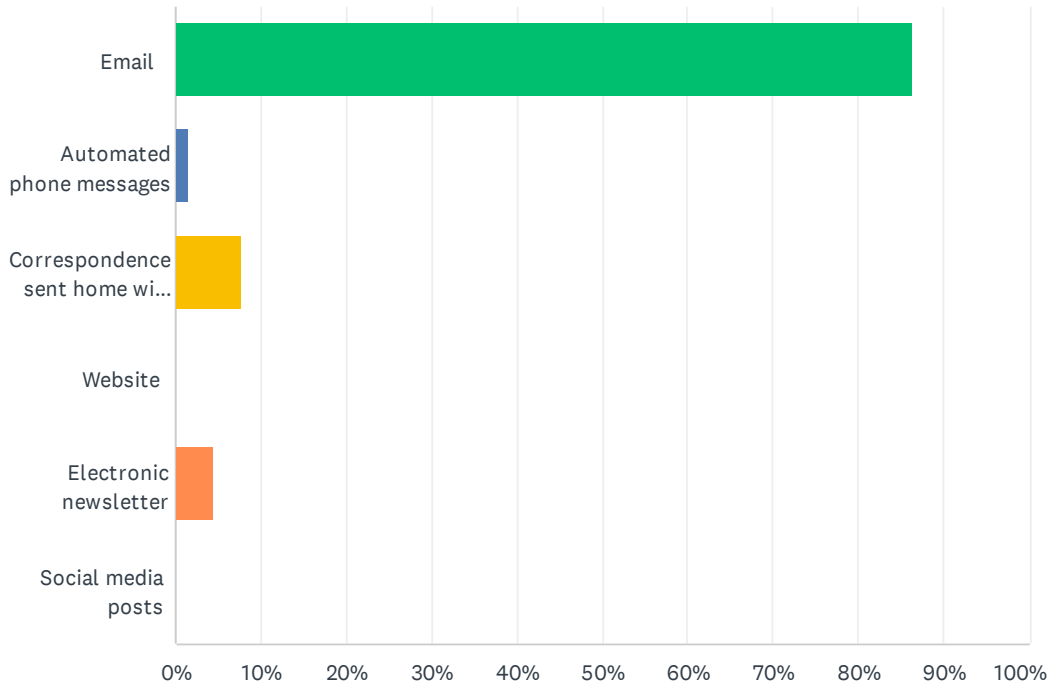
Answered: 66 Skipped: 10



ANSWER CHOICES	RESPONSES	
Email from school	98.48%	65
Email from teachers	53.03%	35
School council meetings	16.67%	11
School website	39.39%	26
School social media channels	12.12%	8
School newsletter	27.27%	18
Phone conversations with the school or teachers	28.79%	19
Correspondence sent home with my child	42.42%	28
Total Respondents: 66		

Q28 What is your most preferred method of communication from the school and Division?

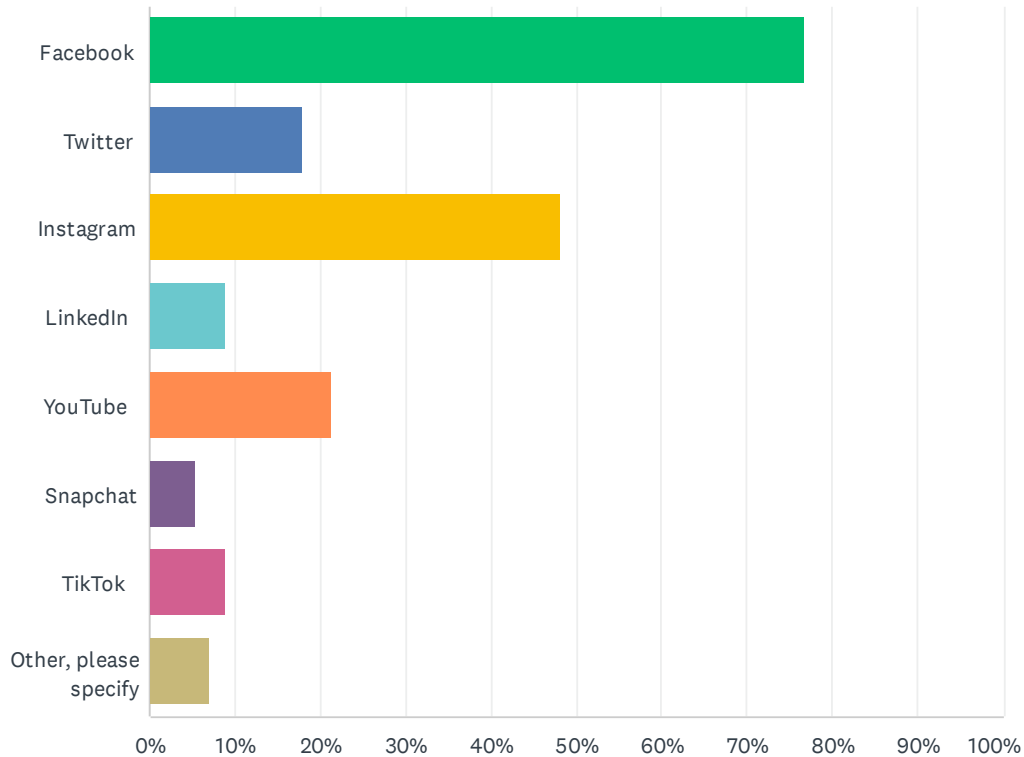
Answered: 66 Skipped: 10



ANSWER CHOICES	RESPONSES	
Email	86.36%	57
Automated phone messages	1.52%	1
Correspondence sent home with my child	7.58%	5
Website	0.00%	0
Electronic newsletter	4.55%	3
Social media posts	0.00%	0
TOTAL		66

Q29 The Division and schools often share news and information on social media. Which of the following platforms do you use? Check all that apply.

Answered: 56 Skipped: 20



ANSWER CHOICES	RESPONSES	
Facebook	76.79%	43
Twitter	17.86%	10
Instagram	48.21%	27
LinkedIn	8.93%	5
YouTube	21.43%	12
Snapchat	5.36%	3
TikTok	8.93%	5
Other, please specify	7.14%	4
Total Respondents: 56		